

Non-standard Hubbard models in optical lattices

Omjyoti Dutta¹, Mariusz Gajda^{2,3}, Philipp Hauke^{4,5}, Maciej Lewenstein^{6,7}, Dirk-Sören Lühmann⁸, Boris A. Malomed^{6,9}, Tomasz Sowiński^{2,3}, and Jakub Zakrzewski^{1,10}

¹ *Instytut Fizyki imienia Mariana Smoluchowskiego, Uniwersytet Jagielloński, Reymonta 4, 30-059 Kraków, Poland*

² *Institute of Physics of the Polish Academy of Sciences, Al. Lotników 32/46, PL-02-668 Warsaw, Poland*

³ *Center for Theoretical Physics of the Polish Academy of Sciences, Al. Lotników 32/46, PL-02-668 Warsaw, Poland*

⁴ *Institute for Quantum Optics and Quantum Information of the Austrian Academy of Sciences, A-6020 Innsbruck, Austria*

⁵ *Institute for Theoretical Physics, Innsbruck University, A-6020 Innsbruck, Austria*

⁶ *ICFO-Institut de Ciències Fotòniques, Mediterranean Technology Park, Av. C.F. Gauss 3, E-08860 Castelldefels (Barcelona), Spain*

⁷ *ICREA-Institució Catalana de Recerca i Estudis Avançats, Lluís Companys 23, E-08011 Barcelona, Spain*

⁸ *Institut für Laser-Physik, Universität Hamburg, Luruper Chaussee 149, 22761 Hamburg, Germany*

⁹ *Department of Physical Electronics, School of Electrical Engineering, Faculty of Engineering, Tel Aviv University, Tel Aviv 69978, Israel*

¹⁰ *Mark Kac Complex Systems Research Center, Jagiellonian University, ul. Reymonta 4, 30-059 Kraków, Poland*

(Dated: December 22, 2014)

Originally, the Hubbard model has been derived for describing the behaviour of strongly-correlated electrons in solids. However, since over a decade now, variations of it are also routinely being implemented with ultracold atoms in optical lattices, allowing their study in a clean, essentially defect-free environment. Here, we review some of the rich literature on this subject, with a focus on more recent non-standard forms of the Hubbard model. After an introduction to standard (fermionic and bosonic) Hubbard models, we discuss briefly common models for mixtures, as well as the so called extended Bose-Hubbard models, that include interactions between neighboring sites, next-neighboring sites, and so on. The main part of the review discusses the importance of additional terms appearing when refining the tight-binding approximation on the original physical Hamiltonian. Even when restricting the models to the lowest Bloch band is justified, the standard approach neglects the density-induced tunneling (which has the same origin as the usual on-site interaction). The importance of these contributions is discussed for both contact and dipolar interactions. For sufficiently strong interactions, also the effects related to higher Bloch bands become important even for deep optical lattices. Different approaches that aim at incorporating these effects, mainly via dressing the basis Wannier functions with interactions, leading to effective, density-dependent Hubbard-type models, are reviewed. We discuss also examples of Hubbard-like models that explicitly involve higher p -orbitals, as well as models that couple dynamically spin and orbital degrees of freedom. Finally, we review mean-field nonlinear-Schrödinger models of the Salerno type that share with the non-standard Hubbard models the nonlinear coupling between the adjacent sites. In that part, discrete solitons are the main subject of the consideration. We conclude by listing some future open problems.

CONTENTS

I. Introduction	2	A. Multi-orbital Hubbard models	20
A. Hubbard models	2	B. Mean-field description of higher orbitals	20
B. Ultracold atoms in optical lattices	2	C. Multi-orbital on-site interaction	21
C. Ultracold matter and quantum technologies	3	D. Bose-Hubbard models with local three-body interaction	23
D. Beyond standard Hubbard models	3	E. Multi-orbital dressing of off-site processes	24
II. Standard Hubbard models in optical lattices	4	F. Multi-orbital occupation-dependent Hamiltonians	25
A. Weakly interacting particles: The non-linear Schrödinger equation	5	V. Hubbard models in excited bands	27
B. Bose-Hubbard model	5	A. A three-color p -band Hubbard model in optical lattices	28
C. Fermi-Hubbard model	7	B. Time-reversal symmetry breaking of p -orbital bosons	30
D. Extended (dipolar) Hubbard models	8	VI. Hubbard models with dynamical spin	32
1. Dipolar Bose Hubbard models	9	A. Mutual interactions of atomic magnets	32
2. Dipolar Fermi-Hubbard models	11	B. The many-body Hamiltonian	33
III. Non-standard lowest-band Hubbard models	12	C. Two component model system with dynamical spin variable	34
A. Non-standard Fermi-Hubbard models	13	D. Novel ground-state phases	35
B. Non-standard Bose-Hubbard models with density-induced tunneling	14	VII. 1D and 2D models of the Salerno type: the mean-field and quantum versions	36
1. Bosons with contact interaction	14	A. Introduction	36
2. Bosons with dipolar interaction	16	B. One-dimensional Salerno models and discrete solitons	37
C. Density-induced tunneling in fermionic systems	18	1. The formulation of the model	37
D. Non-standard Bose-Fermi-Hubbard models	18	2. Solitons	38
IV. Multi-orbital Hubbard models	19	3. Bound states of the discrete solitons and their stability	39
		C. The two-dimensional Salerno model and discrete solitons	39
		D. The continuum limit of the 1D and 2D Salerno models	40
		1. One dimension	40

2. Two dimensions	41
E. The Hamiltonian structure of the 1D model, and its quantization	41
1. The classical version	41
2. The quantum version of the Salerno Model	42
VIII. Conclusions	42
IX. Acknowledgments	43
X. Appendix	43
A. Multi-orbital dressing of off-site processes	43
References	44

I. INTRODUCTION

A. Hubbard models

Hubbard models are relatively simple, yet complex enough lattice models of theoretical physics, capable of describing strongly-correlated states of quantum many-body systems. Quoting Wikipedia¹: *The Hubbard model is an approximate model used, especially in solid state physics, to describe the transition between conducting and insulating systems. The Hubbard model, named after John Hubbard, is the simplest model of interacting particles in a lattice, with only two terms in the Hamiltonian (Hubbard, 1963): a kinetic term allowing for tunneling ('hopping') of particles between sites of the lattice and a potential term consisting of an on-site interaction. The particles can either be fermions, as in Hubbard's original work, or bosons, when the model is referred to as the "Bose-Hubbard model" or the boson Hubbard model.* Let us note that the lattice model for bosons was first derived by Gersch and Knollman (Gersch and Knollman, 1963), prior to Hubbard's fermionic counterpart.

The Hubbard model is a good approximation for particles in a periodic potential at sufficiently low temperatures. All the particles are then in the lowest Bloch band, as long as any long-range interactions between the particles can be ignored. If interactions between particles on different sites of the lattice are included, the model is often referred to as the "extended Hubbard model".

John Hubbard introduced the Fermi Hubbard models in 1963 to describe electrons, i.e. spin 1/2 fermions in solids. The model has been intensively studied since, especially since there are no efficient methods of simulating it numerically in dimensions greater than one. Because of this complexity, various calculational methods, such as for instance exact diagonalization, various perturbative expansions, mean field/pairing theory, mean field/cluster expansions, slave boson theory, fermionic Quantum Monte Carlo (Lee, 2008; Lee *et al.*, 2006; Troyer and Wiese, 2005), or more recent tensor network approaches (cf. (Chung, 2013; Corboz *et al.*,

2010a,b) and references therein), lead to contradicting quantitative, and even qualitative results. Only the one-dimensional Fermi Hubbard model is analytically soluble with the help of the Bethe ansatz (Essler *et al.*, 2005). The 2D Fermi Hubbard model, or better to say, a weakly coupled array of 2D Fermi Hubbard models is in the center of interest of contemporary condensed-matter physics, since it is believed to describe high-temperature superconductivity of cuprates. In the end of the last century, the studies of various types of Hubbard models have intensified enormously due to the developments of physics of ultracold atoms, ions, and molecules.

B. Ultracold atoms in optical lattices

The studies of ultracold atoms constitute one of the hottest areas of atomic, molecular, and optical (AMO) physics and quantum optics. They have been awarded with the 1997 Nobel Prize for S. Chu (Chu, 1998), C. Cohen-Tannoudji (Cohen-Tannoudji, 1998), and W.D. Phillips (Phillips, 1998) for laser cooling, and the 2001 Nobel Prize for E. Cornell, C. Wieman (Cornell and Wieman, 2002), and W. Ketterle (Ketterle, 2002) for the first observation of the Bose-Einstein condensation (BEC). All these developments, despite their indisputable importance and beauty, concern the physics of weakly interacting systems. Many AMO theoreticians working in this area suffered an (unfortunately to some extent justified) critics of their condensed-matter colleagues, that "all of that has been known before". The recent progress in this area, however, is by no means less spectacular. Particularly impressive are recent advances in the studies of ultracold gases in optical lattices. Optical lattices are formed by several laser beams in standing wave configurations. They provide practically ideal, loss-free potentials, in which ultracold atoms may move and interact one with another (Grimm *et al.*, 2000; Windpassinger and Sengstock, 2013). In 1998, a theoretical paper of Jaksch and coworkers (Jaksch *et al.*, 1998), following the seminal work by condensed-matter theorists (Fisher *et al.*, 1989a), has shown that ultracold atoms in optical lattices may enter the regime of strongly correlated systems, and exhibit a, so called, superfluid-Mott insulator quantum phase transition. The following experiment at the Ludwig-Maximilian Universität in Munich confirmed this prediction, and in this manner the physics of ultracold atoms got an invitation to the "High Table" – the frontiers of the modern condensed-matter physics and quantum field theory. Nowadays it is routinely possible to create systems of ultracold bosonic or fermionic atoms, or their mixtures, in one-, two-, or three-dimensional optical lattices in strongly correlated states (Auerbach, 1994), i.e. states in which genuine quantum correlations, such as entanglement, extend over large distances (for recent reviews see (Bloch *et al.*, 2008; Giorgini *et al.*, 2008; Lewenstein *et al.*, 2012, 2007)). Generic examples of such states are found when the system in question undergoes a, so called, quantum phase transition (Sachdev, 1999). The transition from the Bose superfluid (where all atoms form a macroscopic coher-

¹ <http://en.wikipedia.org/> as of May, 30, 2014

ent wave packet that is spread over the entire lattice) to the Mott-insulator state (where a fixed number of atoms is localized in every lattice site) is a paradigmatic example of such a quantum phase transition. While the systems observed in experiments such as (Greiner *et al.*, 2002) are of finite size, and are typically confined in some trapping potential, so that they might not exhibit a critical behaviour in the rigorous sense, there is no doubt about their strongly correlated nature.

C. Ultracold matter and quantum technologies

The unprecedented control and precision with which one can engineer ultracold gases inspired many researchers to consider such systems as possible candidates for implementing quantum technologies, in particular quantum-information processing and high-precision metrology. In the 1990's, the main effort of the community was directed towards the realization of a universal scalable quantum computer, stimulated by the seminal work of Cirac and Zoller (Cirac and Zoller, 1995), who have proposed the first experimental realization of a universal two-qubit gate with trapped ions. In order to follow a similar approach with atoms, one would first choose specific states of atoms, or groups of atoms, as states of qubits (two level systems), or qudits (elementary systems with more than two internal quantum states). The second step would then consist in implementing quantum logical gates on the single-qubit and two-qubit level. Finally, one would aim at implementing complete quantum protocols and quantum error correction in such systems by employing interatomic interactions and/or interactions with external (electric, magnetic, laser) fields. Perhaps the first paper presenting such a vision with atoms proposed, in fact, to realize quantum computing using ultracold atoms in an optical lattice (Jaksch *et al.*, 1999). It is also worth stressing that the pioneering paper of Jaksch *et al.* (Jaksch *et al.*, 1998) was motivated by the quest for quantum computing: The transition to a Mott-insulator state was supposed to be in this context an efficient way of preparing a quantum register with fixed number of atoms per site.

In recent years, however, it became clear that while the prospects of universal quantum computing are still elusive, another approach to quantum computing, suggested by Feynman (Feynman, 1986), may already now be realized with ultracold atoms and ions in laboratories. This approach employs these highly controllable systems as quantum computers of special purpose, or, in other words, as quantum simulators (Jaksch and Zoller, 2005). There has been a considerable interest recently in both of these approaches in theory and experiment. In particular, it has been widely discussed that ultracold atoms, ion, photons, or superconducting circuits could serve as quantum simulators of various types of the so called Bose- or Fermi-Hubbard models and related lattice spin models (Aspuru-Guzik and Walther, 2012; Blatt and Roos, 2012; Bloch *et al.*, 2012; Cirac and Zoller, 2004, 2012; Hauke *et al.*, 0212; Houck *et al.*, 2012; Jaksch and Zoller, 2005; Lewenstein *et al.*, 2012, 2007). The basic idea of quantum simulators can

be condensed in four points (see, e.g., (Hauke *et al.*, 0212)):

- A quantum simulator is an experimental system that mimics a simple model, or a family of simple models of condensed-matter physics, high-energy physics, quantum chemistry etc.
- The simulated models have to be of some relevance for applications and/or our understanding of challenges of contemporary physics.
- The simulated models should be computationally very hard for classical computers. Exceptions from this rule are possible for quantum simulators that exhibit novel, so far only theoretically predicted phenomena.
- A quantum simulator should allow for a broad control of the parameters of the simulated model, and for control of preparation, manipulation, and detection of states of the system. It should allow for validation (calibration)!

Practically all Hubbard models can hardly be simulated by classical computers for very large systems; at least some of them are hard to simulate even for moderate system sizes due to the lack of scalable classical algorithms, caused for instance by the infamous sign problem in Quantum Monte Carlo (QMC) codes, or complexity caused by disorder. These Hubbard models describe a variety of condensed-matter systems (but not only), and thus are directly related to challenging problems of modern condensed-matter physics, concerning for instance high-temperature superconductivity (cf. (Lee, 2008)), Fermi superfluids (cf. (Bloch *et al.*, 2008; Giorgini *et al.*, 2008)), or lattice gauge theories and quark confinement (Montvay and Münster, 1997) (for recent works in the area of ultracold atoms and lattice gauge theories cf. (Banerjee *et al.*, 2013; Tagliacozzo *et al.*, 2013a,b; Wiese, 2013; Zohar *et al.*, 2013)). The family of Hubbard models thus by far satisfies the relevance and hardness criteria mentioned above, moving them into the focal point of attempts at building a quantum simulator. For these reasons, a better understanding of the experimental feasibility of quantum simulating Hubbard models is of great practical and technological importance.

D. Beyond standard Hubbard models

As a natural first step, one would like to realize standard Bose- and Fermi-Hubbard models, i.e., those models that have only a kinetic term and one type of interactions, as mentioned in the introduction. The static properties of the Bose-Hubbard model are accessible to QMC simulations, but only for not too large and not too cold systems, while the out-of-equilibrium dynamics of this model can be only computed efficiently for short times. The case of Fermi-Hubbard model is even more difficult: here neither static nor dynamical properties can be simulated efficiently, even for moderate system sizes. These models are thus paradigm examples of systems

that can be studied with quantum simulations with ultracold atoms in optical lattices (Lewenstein *et al.*, 2007), provided they can be realized with a sufficient precision and control in laboratories.

Interestingly, however, many Hubbard models that are simulated with ultracold atoms do not have a standard form; the corresponding Hamiltonians frequently contain terms that include correlated and occupation-dependent tunnelings within the lowest band, as well as correlated tunnelings and occupation of higher bands. These effects have been observed in the past decade in many different experiments, concerning

- Observations of density-induced tunneling (Jürgensen *et al.*, 2014; Meinert *et al.*, 2013);
- Shift of the Mott transition in Fermi–Bose mixtures (Best *et al.*, 2009; Günter *et al.*, 2006; Heinze *et al.*, 2011; Ospelkaus *et al.*, 2006a);
- Mott insulator in the bosonic system (Mark *et al.*, 2011);
- Modifications of on-site interactions (Bakr *et al.*, 2011; Campbell *et al.*, 2006; Mark *et al.*, 2011, 2012; Uehlinger *et al.*, 2013; Will *et al.*, 2010);
- Effects of excited bands (Anderlini *et al.*, 2007; Browaeys *et al.*, 2005; Köhl *et al.*, 2005; Müller *et al.*, 2007; Ölschläger *et al.*, 2013, 2011, 2012; Wirth *et al.*, 2010);
- Dynamical spin effects (Pasquiou *et al.*, 2010, 2011; de Paz *et al.*, 2013a,b).

One can view these non-standard terms in two ways: as an obstacle, or as an opportunity. On one hand, one has to be careful in attempts to quantum simulate standard Hubbard models. On the other hand, non-standard Hubbard models are extremely interesting by themselves: they exhibit novel exotic quantum phases, quantum phase transitions, and other quantum properties. Quantum simulating these is itself a formidable task! Since such models are now within experimental reach, it is necessary to study and understand them in order to describe experimental findings and make new prediction for ultracold quantum gases. For this reason, there has been quite a progress of such studies in recent years, and this is the main motivation for this review.

Our paper is organized as follows. Before we explain what the considered non-standard Hubbard models are, we discuss in short the form and variants of standard and standard extended Hubbard models in Section II. In Section III we present the main *dramatis personae* of this review: non-standard single- and non-single-band Hubbard models. The section starts with a short historical glimpse describing models introduced already in the '80s by Hirsch and others. All the models discussed here have a form of single band models, in the sense that the effect of higher bands is included in an effective manner, for instance through many-body modifications

of the Wannier functions describing single-particle states in a given lattice site. In contrast, the non-standard models considered in Section IV include explicit contributions of excited bands, which, however, at least in some situations, can be still cast within “effective single band models” (for instance via appropriate modifications of the Wannier functions).

Section V deals with p -band Hubbard models, while Section VI with Hubbard models appearing in the theory of ultracold dipolar gases and the phenomenon of the Einstein-de Haas effect. Section VII is devoted to weakly interacting non-standard Hubbard models, and in particular to various types of exotic solitons that can be generated in such systems. We conclude our review in Section VIII pointing out some of the open problems.

Let us also mention some topics that *will not* be discussed in this review, primarily to keep it within reasonable bounds. We consider extended optical lattices and do not discuss double or triple well systems where also interaction induced effects are important (for a recent example see (Xiong and Fischer, 2013)). We also do not go into the rapidly developing subject of modifications to Hubbard models by externally induced couplings. These may lead to the creation of artificial gauge fields or spin-orbit interactions via e.g. additional laser (for recent reviews see (Dalibard *et al.*, 2011; Goldman *et al.*, 2013)) or microwave (Struck *et al.*, 2014) couplings. Fast periodic modulations of different Hamiltonian parameters (lattice positions or depth, or interactions) may lead to effective, time-averaged Hamiltonians with additional terms modifying Hubbard models (see e.g. (Eckardt *et al.*, 2010, 2005; Hauke *et al.*, 2012; Liberto *et al.*, 2014; Lignier *et al.*, 2007; Rapp *et al.*, 2012; Struck *et al.*, 2011)). Even faster modulations may be used to resonantly couple the lowest Bloch band with the excited ones, opening additional experimental possibilities (Dutta *et al.*, 2014b; Łącki and Zakrzewski, 2013; Sowiński, 2012; Straeter and Eckardt, 2014).

II. STANDARD HUBBARD MODELS IN OPTICAL LATTICES

Before we turn to the discussion of non-standard Hubbard models, let us first establish a clear meaning of what we mean by standard ones. We start this section by discussing a weakly interacting Bose gas in an optical lattice, and derive the discrete Gross–Pitaevskii, i.e. discrete nonlinear Schrödinger equation describing such a situation. Subsequently, we give a short description of Bose– and Fermi–Hubbard models and their basic properties. These models allow the treatment of particles in the strongly-correlated regime. Finally, we discuss the *extended* Hubbard models with nearest-neighbor, next nearest-neighbor interactions, etc., which provide a standard basis for the treatment of dipolar gases in optical lattices.

A. Weakly interacting particles: The non-linear Schrödinger equation

We start by providing a description of a weakly interacting Bose-Einstein condensate placed in an optical lattice. The many-body Hamiltonian in the second-quantization formalism describing a gas of N interacting bosons in an external potential, V_{ext} , reads:

$$\begin{aligned} \hat{H}(t) = & \int d\mathbf{r} \hat{\Psi}^\dagger(\mathbf{r}, t) \left[-\frac{\hbar^2}{2m} \nabla^2 + V_{\text{ext}} \right] \hat{\Psi}(\mathbf{r}, t) \\ & + \frac{1}{2} \int d\mathbf{r} d\mathbf{r}' \hat{\Psi}^\dagger(\mathbf{r}, t) \hat{\Psi}^\dagger(\mathbf{r}', t) V(\mathbf{r} - \mathbf{r}') \hat{\Psi}(\mathbf{r}, t) \hat{\Psi}(\mathbf{r}', t), \end{aligned} \quad (1)$$

where $\hat{\Psi}$ and $\hat{\Psi}^\dagger$ are the bosonic annihilation and creation field operators, respectively. Interactions between atoms are given by an isotropic short-range pseudopotential modelling s-wave interactions (Bloch *et al.*, 2008)

$$V(\mathbf{r} - \mathbf{r}') = \frac{4\pi\hbar^2 a_s}{m} \delta(\vec{r} - \vec{r}') \frac{\partial}{\partial |\vec{r} - \vec{r}'|} \Big|_{|\vec{r} - \vec{r}'|} \quad (2)$$

Here, m is the atomic mass and a_s the s-wave scattering length that characterizes the interactions—attractive (repulsive) for negative (positive) a_s —through elastic binary collisions at low energies between neutral atoms, independently of the actual interparticle two-body potential. This is due to the fact that for ultracold atoms the de Broglie wavelength is much larger than the effective extension of the interaction potential, implying that the interatomic potential can be replaced by a pseudopotential. For non-singular $\hat{\Psi}(\mathbf{r}, t)$ the pseudopotential is equivalent to a contact potential of the form

$$V(\mathbf{r} - \mathbf{r}') = (4\pi\hbar^2 a_s/m) \delta(\mathbf{r} - \mathbf{r}') = g\delta(\mathbf{r} - \mathbf{r}'). \quad (3)$$

Note that this approximation is valid provided no long-range contributions exist (later we shall consider modifications due to long-range dipolar interactions)—for more details about scattering theory see for instance (Gribakin and Flambaum, 1993; Landau and Lifshitz, 1987).

If the bosonic gas is dilute, $na_s^3 \ll 1$, where n is the density, the mean-field description applies, the basic idea of which was formulated by Bogoliubov 1947. It consists in writing the field operator in the Heisenberg representation as a sum of its expectation value (condensate wave function) plus a fluctuating field operator,

$$\hat{\Psi}(\mathbf{r}, t) = \Psi(\mathbf{r}, t) + \delta\hat{\Psi}(\mathbf{r}, t). \quad (4)$$

When classical and quantum fluctuations are neglected, the time evolution of the condensate wave function at temperature $T = 0$ is governed by the Gross-Pitaevskii equation (GPE) (Gross, 1961; Pitaevskii and Stringari, 2003; Pitaevskii, 1961), obtained by using the Heisenberg equations and Eq. (4),

$$i\hbar \frac{d}{dt} \Psi(\mathbf{r}, t) = -\frac{\hbar^2}{2m} \nabla^2 \Psi(\mathbf{r}, t) + [V_{\text{ext}} + g|\Psi(\mathbf{r}, t)|^2] \Psi(\mathbf{r}, t). \quad (5)$$

The wave function of the condensate is normalized to the total number of particles N . Here we will consider the situation in which the external potential corresponds to an optical lattice, combined with a weak harmonic trapping potential.

A BEC placed in an optical lattice can be described in the so-called tight-binding approximation if the lattice depth is sufficiently large, such that the barrier between the neighboring sites is much higher than the chemical potential and the energy of the system is confined within the lowest band. This approximation corresponds to decomposing the condensate order parameter $\Psi(\mathbf{r}, t)$ as a sum of wave functions $\Theta(\mathbf{r} - \mathbf{R}_i)$ localized in each well of the periodic potential,

$$\Psi(\mathbf{r}, t) = \sqrt{N} \sum_i \varphi_i \Theta(\mathbf{r} - \mathbf{R}_i), \quad (6)$$

where $\varphi_i = \sqrt{n_i(t)} e^{i\phi_i(t)}$ is the amplitude of the i -th lattice site with $n_i = N_i/N$ and N_i is the number of particles in the i -th site. Introducing the ansatz given by Eq. (6) into Eq. (5) (Trombettoni and Smerzi, 2001), one obtains the discrete non-linear Schrödinger (DNLS) equation, which in its standard form reads

$$i\hbar \frac{\partial \varphi_i}{\partial t} = -K(\varphi_{i-1} - \varphi_{i+1}) + (\epsilon_i + U|\varphi_i|^2) \varphi_i, \quad (7)$$

where K denotes the next-neighbor tunneling rate,

$$K = - \int d\mathbf{r} \left[\frac{\hbar^2}{2m} \nabla \Theta_i \cdot \nabla \Theta_{i+1} + \Theta_i V_{\text{ext}} \Theta_{i+1} \right]. \quad (8)$$

The on-site energies are given by

$$\epsilon_i = \int d\mathbf{r} \left[\frac{\hbar^2}{2m} (\nabla \Theta_i)^2 + V_{\text{ext}} \Theta_i^2 \right], \quad (9)$$

and the nonlinear coefficient by

$$U = gN \int d\mathbf{r} \Theta_i^4. \quad (10)$$

Here we have only reviewed the lowest order DNLS equation. Nevertheless, it has been shown (Trombettoni and Smerzi, 2003) that the effective dimensionality of the BECs trapped in each well can modify the degree of nonlinearity and the tunneling rate in the DNLS equation. We will come back to the DNLS equation and its non-standard forms in Section VII.

B. Bose-Hubbard model

In the strongly interacting regime, bosonic atoms in a periodic lattice potential are well described by a Bose-Hubbard Hamiltonian (Fisher *et al.*, 1989a). In this section, we explain how the Bose-Hubbard Hamiltonian can be derived from the many-body Hamiltonian in second quantization (1) by expressing the fields through the single-particle Wannier modes. To be specific, we shall assume from now on the separable 3D lattice potential of the form

$$V_{\text{ext}} = \sum_{l=x,y,z} V_{0l} \sin^2(\pi l/a), \quad (11)$$

for which Wannier functions are the product of one-dimensional standard Wannier functions (Kohn, 1959). In Eq. (11), a plays the role of the lattice constant (and is equal to half the wavelength of the lasers forming the standing-wave pattern). By appropriately arranging the directions and relative phases of the laser beams, much richer lattice structures may be achieved (Windpassinger and Sengstock, 2013), such as the celebrated triangular or kagomé lattices. The corresponding Wannier functions may then be found following the approach developed by Marzari and Vanderbilt (Marzari *et al.*, 2012; Marzari and Vanderbilt, 1997). We shall, however, not consider here different geometrical aspects of possible optical lattices, but rather concentrate on the interaction-induced phenomena. Similarly, we do not discuss phenomena that are induced by next-nearest neighbor tunnelings.

Let us start by reminding the reader of the handbook approach (Ashcroft and Mermin, 1976). The field operators can always be expanded in the basis of Bloch functions, which are the eigenfunctions of the single-particle Hamiltonian consisting of the kinetic term and the periodic lattice potential,

$$\hat{\Psi}(\mathbf{r}) = \sum_{n,k} \hat{b}_{n,k} \phi_{n,k}(\mathbf{r}). \quad (12)$$

The Bloch functions have indices denoting the band number n and the quasi-momentum k . For sufficiently deep optical potentials, and at low temperatures, the band gap between the lowest and the first excited band may be large enough, so that the second and higher bands will practically not be populated and can be disregarded. Within the lowest Bloch band of the periodic potential (11) the field operators may be expanded into an orthonormal Wannier basis, consisting of functions localized around the lattice sites. More precisely, the Wannier functions have the form $w_i(\mathbf{r}) = w(\mathbf{r} - \mathbf{R}_i)$, with \mathbf{R}_i corresponding to the minima of the lattice potential (Jaksch *et al.*, 1998)

$$\hat{\Psi}(\mathbf{r}) = \sum_i \hat{b}_i w_i(\mathbf{r}). \quad (13)$$

This expansion (known as tight-binding approximation) makes sense because the temperature is sufficiently low, and because the typical interaction energies are not strong enough to excite higher vibrational states. Here, \hat{b}_i (\hat{b}_i^\dagger) denote the annihilation (creation) operators of a particle localized at the i -th lattice site, which obey canonical commutation relations $[\hat{b}_i, \hat{b}_j^\dagger] = \delta_{ij}$. The impact of higher bands in multi-orbital Hubbard models is discussed in Sec. IV, whereas the situation where particles are confined in a single higher band of the lattice is addressed in Sec. V. Introducing the above expansion into the Hamiltonian given in Eq. (1), one obtains

$$\hat{H} = - \sum_{\langle i,j \rangle} t_{ij} \hat{b}_i^\dagger \hat{b}_j + \frac{U}{2} \sum_i \hat{n}_i (\hat{n}_i - 1) - \mu \sum_i \hat{n}_i, \quad (14)$$

where \langle, \rangle indicates the sum over nearest neighbors (note that each i, j pair appears twice in the summation ensuring hermiticity of the first term). Further, $\hat{n}_i = \hat{b}_i^\dagger \hat{b}_i$ is the boson

number operator at site i . In the above expression, μ denotes the chemical potential, which is introduced to control the total number of atoms. In the standard approach, among all terms arriving from the expansion in the Wannier basis, only tunneling between nearest neighbors is considered and only interactions between particles on the same lattice site are kept. Note that this may not be a good approximation for shallow lattices (Trotzky *et al.*, 2012). Another way of looking at this problem is to realize that for sufficiently shallow lattice potentials, the lowest band will not have a cosinus-like dispersion, and hence the single band tight binding approximation (as introduced above) will not be valid. The tunneling matrix element between adjacent sites is given by

$$t_{ij} = - \int d\mathbf{r} w_i^*(\mathbf{r}) \left[\frac{-\hbar^2 \nabla^2}{2m} + V_{\text{ext}} \right] w_j(\mathbf{r}). \quad (15)$$

The subindex (ij) can be omitted in the homogeneous case, when the external optical potential is isotropic and tunneling is the same along any direction. For a contact potential, the strength of the two-body on-site interactions U reduces to

$$U = g \int d\mathbf{r} |w_i(\mathbf{r})|^4. \quad (16)$$

If an external potential V_{ext} accounts also for a trapping potential V_T , an additional term in the Bose–Hubbard Hamiltonian appears, accounting for the potential energy,

$$\hat{H}_{\text{ext}} = \sum_i \epsilon_i n_i, \quad (17)$$

with ϵ_i given by

$$\epsilon_i = \int d\mathbf{r} V_T |w_i(\mathbf{r})|^2 \approx V_T(\mathbf{R}_i). \quad (18)$$

This term describes an energy offset for each lattice site; typically it is absorbed into a site-dependent chemical potential, $\mu_i = \mu + \epsilon_i$.

Within the harmonic approximation (i.e. the approximation in which the on-site potential is harmonic and the Wannier functions are Gaussian), it is possible to obtain analytical expressions for the integrals above. While this approximation may provide qualitative information, often, even for deep lattices, exact Wannier-functions expansion provides much better quantitative results, in the sense that the tight-binding model closer represents the real physics in continuous space. The harmonic approximation underestimates tunneling amplitudes due to assuming Gaussian tails of the wavefunctions, as compared with the real exponential tails of Wannier functions. As we shall see later in Sec. V and Sec. VI, the two approaches may lead to qualitatively different physics also for excited bands. For the same reason, even in the mean-field DNLS approach, discussed in Sec. II.A, it is desirable to use Wannier functions in place of Θ localized functions introduced there.

The Bose–Hubbard Hamiltonian, Eq. (14), exhibits two different quantum phases depending on the ratio between the

tunneling energy and the on-site repulsion energy: (i) a superfluid, compressible, gapless phase when tunneling dominates, and (ii) an incompressible, Mott-insulator ground state when the on-site interaction dominates. A detailed discussion of methods of analysis (various kinds of mean-field approaches, Quantum Monte Carlo methods, strong coupling expansions, DMRG, exact diagonalizations, etc.) as well as properties of this standard model have been often reviewed (Bloch *et al.*, 2008; Cazalilla *et al.*, 2011; Lewenstein *et al.*, 2012, 2007; Zwerger, 2003). In particular for high order expansions see (Damski and Zakrzewski, 2006; Elstner and Monien, 1999), while for the most recent works on this model see (Carrasquilla *et al.*, 2013; Łaacki *et al.*, 2014).

C. Fermi–Hubbard model

This section, describing the Hubbard model for a trapped gas of interacting spin 1/2 fermions, follows to a great extent the recent reviews of (Bloch *et al.*, 2008; Giorgini *et al.*, 2008; Lee, 2008; Radzihovsky and Sheehy, 2010). The starting point is again a quantum field theory model similar to (1), reading

$$\hat{H}_F = \int d\mathbf{r} \left[\sum_{\sigma} \hat{\psi}_{\sigma}^{\dagger} \left(-\frac{\hbar^2}{2m} \nabla^2 + V_{\text{ext}} \right) \hat{\psi}_{\sigma} + g \left(\hat{\psi}_{\downarrow}^{\dagger} \hat{\psi}_{\uparrow}^{\dagger} \hat{\psi}_{\uparrow} \hat{\psi}_{\downarrow} \right) \right], \quad (19)$$

where $\sigma = \{\uparrow, \downarrow\}$ denotes the spin, the field operators obey fermionic anticommutation relations $\{\hat{\psi}(\mathbf{r})_{\sigma}, \hat{\psi}^{\dagger}(\mathbf{r}')_{\sigma'}\} = \delta_{\sigma\sigma'} \delta(\mathbf{r} - \mathbf{r}')$. As previously for bosons, applying a standard tight-binding approximation, the electronic (or for us atomic spin 1/2) Fermi-Hubbard model is obtained with the Hamiltonian

$$\hat{H} = - \sum_{\langle i,j \rangle, \sigma} t_{ij} \hat{f}_{i\sigma}^{\dagger} \hat{f}_{j\sigma} + \frac{U}{2} \sum_i \hat{f}_{i\uparrow}^{\dagger} \hat{f}_{i\downarrow}^{\dagger} \hat{f}_{i\downarrow} \hat{f}_{i\uparrow} - \mu \sum_{i,\sigma} \hat{f}_{i\sigma}^{\dagger} \hat{f}_{i\sigma}, \quad (20)$$

where $\hat{f}_{i\sigma}^{\dagger}$ ($\hat{f}_{i\sigma}$) is the creation (annihilation) operator of σ fermions at site i and μ is the chemical potential. This model has fundamental importance for the theory of conducting electrons (or fermions in general).

The BCS theory of superconductivity is essentially a theory of pairing, or a theory of Gaussian fermionic states. For weak interactions, when $U \ll t$ (assuming $t_{ij} = t$ for simplicity), one can replace the quartic interaction term in the Hamiltonian, by a ‘‘Wick-averaged’’ bilinear term

$$U \sum_i \hat{f}_{i\uparrow}^{\dagger} \hat{f}_{i\downarrow}^{\dagger} \hat{f}_{i\downarrow} \hat{f}_{i\uparrow} \simeq \left(\Delta_i \hat{f}_{i\uparrow}^{\dagger} \hat{f}_{i\downarrow}^{\dagger} + \Delta_i^* \hat{f}_{i\downarrow} \hat{f}_{i\uparrow} + W_{i\downarrow} \hat{f}_{i\uparrow}^{\dagger} \hat{f}_{i\uparrow} + W_{i\uparrow} \hat{f}_{i\downarrow}^{\dagger} \hat{f}_{i\downarrow} - V_i \hat{f}_{i\uparrow}^{\dagger} \hat{f}_{i\downarrow} - V_i^* \hat{f}_{i\downarrow}^{\dagger} \hat{f}_{i\uparrow} \right), \quad (21)$$

where $\Delta_i = U \langle \hat{f}_{i\downarrow} \hat{f}_{i\uparrow} \rangle$, $W_{i\sigma} = U \langle \hat{f}_{i\sigma}^{\dagger} \hat{f}_{i\sigma} \rangle$, and $V_i^* = U \langle \hat{f}_{i\downarrow}^{\dagger} \hat{f}_{i\uparrow} \rangle$. The further steps are straightforward. For $T = 0$ the ground state of the bilinear Hamiltonian (20) is easily

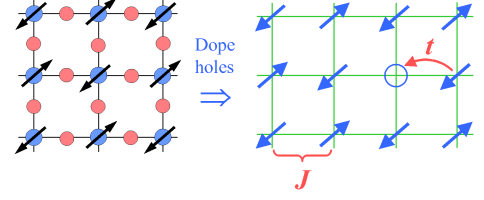


Figure 1 Schematics of a Cu-O layer (on the left) forming a typical cuprate. Copper atoms sit on a square lattice with oxygen atoms in between. One band model with electron hopping rate t (on the right) corresponding to the simplified electronic structure. J denotes the antiferromagnetic super-exchange between spins on neighboring sites. Reprinted figure with permission from P.A. Lee, N. Nagaosa, and X.-G. Wen, *Rev. Mod. Phys.* **78**, 17 (2006). Copyright (2006) by the American Physical Society.

obtained by diagonalization. Next, we calculate the ground state averages of Δ_i , $W_{i\sigma}$, and V_i , and obtain in this way self-consistent, highly nonlinear equations for these quantities. Typically, they have to be then treated numerically. Similarly, for $T > 0$ the averages have to be performed with respect to the quantum Boltzmann-Gibbs state, i.e. thermal canonical state, or even better grand canonical state.

Cuprates were the first high-temperature superconductors discovered, and all of them have a layered structure, consisting typically of several oxygen-copper planes (see Fig. 1). So far, there is no consensus concerning mechanisms and nature of high- T_c superconductivity. Nevertheless, many researchers believe that the Hubbard model can provide important insights to help in understanding the high- T_c superconductivity of cuprates.

Consider again the Hubbard Hamiltonian (20). The hopping matrix element t_{ij} between sites i and j is in principle not restricted to the nearest neighbors. We denote nearest-neighbor hopping by t and further-neighbor hoppings by t' , t'' , and so on. At half-filling (one electron per site) the system undergoes a metal-to-insulator transition as the ratio U/t is increased. The insulator is the Mott insulator (Mott, 1949) that we met already for bosons. There is exactly one particle per site, and this effect is caused solely by strong repulsion. This is in contrast to a band insulator, which has two electrons of opposite spin per site, and cannot have more in the lowest band due to the Pauli exclusion principle. For large enough U/t , fermions remain localized at the lattice sites, because any hopping leads to a double occupation of some site, with a large energy cost U . The fermionic Mott insulator is additionally predicted to be antiferromagnetic (AF), because the AF alignment permits virtual hopping to gain a super-exchange energy

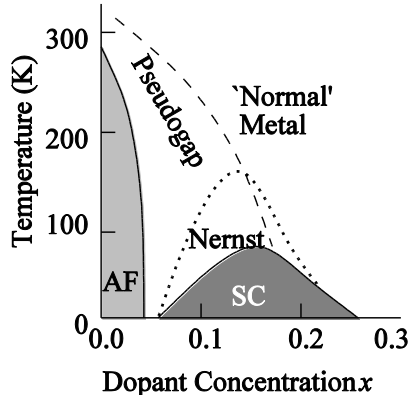


Figure 2 Schematic phase diagram of high- T_c materials in the plane temperature versus dopant concentration x . AF and SC denote antiferromagnet and d -wave superconductor, respectively. Fluctuations of the SC appear below the dotted line corresponding to the Nernst effect. The pseudogap region extends below the dashed line. Reprinted figure with permission from P.A. Lee, N. Nagaosa, and X.-G. Wen, *Rev. Mod. Phys.* **78**, 17 (2006). Copyright (2006) by the American Physical Society.

$J = 4t^2/U$, whereas for parallel spins hopping is strictly forbidden by Pauli exclusion. The fermionic MI was realized in the beautiful experiments (Jördens *et al.*, 2008; Schneider *et al.*, 2008), while the forming of an AF state seems to be very close to an experimental realization (Greif *et al.*, 2004; Imriska *et al.*, 2014; Mathy *et al.*, 2012). Importantly, the first fermionic MI in 2D was also realized recently (Uehlinger *et al.*, 2013).

Electron vacancies (holes) can be introduced into the copper-oxygen layers in a process called hole doping—leading to even more complex and interesting physics. In condensed matter, doping is typically realized by introducing a charge reservoir away from the copper-oxygen planes, such that it removes electrons from the plane. For ultracold atoms the number of “spin-up” and “spin-down” atoms can be controlled independently. Thus, in principle one can easily mimic the effect of doping, although in the presence of the confining harmonic potential it is difficult to achieve homogeneous doping in a well controlled way. One can circumvent this problem in repulsive Fermi-Bose mixtures. In such mixtures, composite fermions consisting of a fermion (of spin up or down) and a bosonic hole may form, and their number can be controlled by adding bare bosons to the system (Eckardt and Lewenstein, 2010).

Figure 2 presents the schematic phase diagram that results from hole doping in the plane spanned by temperature T and hole concentration x . At low x and low T , the AF order is stable. With increasing x , the AF order is rapidly destroyed by a few percent of holes. For even larger x , a superconducting phase appears, which is believed to be of d -wave type.

The transition temperature reaches a maximum at the optimal doping of about 15%. The high- T_c SF region has a characteristic bell shape for all hole-doped cuprates, even though the maximum T_c varies from about 40 K to 93 K and higher. The region below the dashed line in Fig. 2, above T_c in the underdoped region (where x is smaller than optimal), is an exotic metallic state, called pseudogap phase. Below the dotted line, there is a region of strong fluctuations of the superconducting phase characterized by the, so called, Nernst effect (Lee, 2008).

D. Extended (dipolar) Hubbard models

Let us now go beyond contact interactions and consider the tight-binding description for systems with longer than contact, or simply with long-range interactions. Instead of Coulomb interactions that appear between electrons in solids, in cold-atom physics a paradigmatic model can be realized with dipole-dipole interactions. This may have a magnetic origin, but strong interactions can occur for electric dipole interactions as, e.g. between polar molecules. Recent reviews of ultracold dipolar gases in optical lattices provide a detailed introduction and description of this subject for Fermi (Baranov, 2008) and Bose (Lahaye *et al.*, 2009; Trefzger *et al.*, 2011) systems (see also (Lewenstein *et al.*, 2012)); here we present only the essentials.

Assuming a polarized sample where all dipoles point in the same direction, the total interaction potential consists of a contact term and a dipole-dipole part

$$V(\mathbf{r} - \mathbf{r}') = g\delta(\mathbf{r} - \mathbf{r}') + \frac{d^2}{4\pi\epsilon_0} \frac{1 - 3\cos^2\theta}{|\mathbf{r} - \mathbf{r}'|^3}, \quad (22)$$

where θ is the angle between the polarization direction of the dipoles and their relative position vector $\mathbf{r} - \mathbf{r}'$, d is the electric dipole moment, and g is the amplitude of the contact interaction. Note that the classical interaction between two point dipoles contains also another δ -type contribution, which is absent for effective atom-atom (molecule-molecule) interactions (or may be thought of as being incorporated into the contact term). For convenience, we denote the two parts of $V(\mathbf{r} - \mathbf{r}')$ as U_c and U_{dd} , respectively.

The interaction between the dipoles is highly anisotropic. We consider a stable two-dimensional geometry with a tight confinement in the direction of polarization of the dipoles. Applying an optical lattice in the perpendicular plane, the potential reads

$$V_{\text{ext}}(\mathbf{r}) = V_0 [\cos^2(\pi x/a) + \cos^2(\pi y/a)] + \frac{1}{2}m\Omega_z^2 z^2. \quad (23)$$

As previously, we use the expansion of the field operators in the basis of Wannier functions (strictly speaking a product of one-dimensional Wannier functions in x and y directions with the ground state of the harmonic trap in z with frequency Ω_z), and restrict ourselves to the lowest Bloch band.

1. Dipolar Bose Hubbard models

Within the above described approximations, and for a one-component Bose system, the Hamiltonian becomes the standard Bose–Hubbard Hamiltonian (14) with addition of a dipolar contribution, which reads in the basis of Wannier functions

$$\hat{H}_{\text{dd}} = \sum_{ijkl} \frac{U_{ijkl}}{2} \hat{b}_i^\dagger \hat{b}_j^\dagger \hat{b}_k \hat{b}_l, \quad (24)$$

where the matrix elements U_{ijkl} are given by the integral

$$U_{ijkl} = \int d^3 r_1 d^3 r_2 w_i^*(\mathbf{r}_1) w_j^*(\mathbf{r}_2) \times U_{\text{dd}}(\mathbf{r}_1 - \mathbf{r}_2) w_k(\mathbf{r}_1) w_l(\mathbf{r}_2). \quad (25)$$

The Wannier functions are localized at the wells of the optical lattice with a spatial localization σ . For a deep enough lattice $\sigma \ll a$, the Wannier functions $w_i(\mathbf{r})$ are significantly non-vanishing for \mathbf{r} close to the lattice centers \mathbf{R}_i , and thus the integral (25) may be significantly non-zero for the indices $i = k$ and $j = l$. Thus, there are two main contributions to U_{ijkl} : the *off-site* term U_{ijij} , corresponding to $k = i \neq j = l$, and the *on-site* term U_{iiii} , when all the indices are equal.

Off-site contribution – The dipolar potential $U_{\text{dd}}(\mathbf{r}_1 - \mathbf{r}_2)$ changes slowly on scales larger than σ . Therefore, one may approximate it with the constant $U_{\text{dd}}(\mathbf{R}_i - \mathbf{R}_j)$ and take it out of the integration. Then the integral reduces to

$$U_{ijij} \simeq U_{\text{dd}}(\mathbf{R}_i - \mathbf{R}_j) \int d^3 r_1 |w_i(\mathbf{r}_1)|^2 \int d^3 r_2 |w_j(\mathbf{r}_2)|^2, \quad (26)$$

which leads to the off-site Hamiltonian

$$\hat{H}_{\text{dd}}^{\text{off-site}} = \frac{1}{2} \sum_{i \neq j} \frac{V}{|i - j|^3} \hat{n}_i \hat{n}_j, \quad (27)$$

with $V = U_{ijij}$ and the sum running over all sites of the lattice.

On-site contribution – At the same lattice site i , where $|\mathbf{r}_1 - \mathbf{r}_2| \sim \sigma$, the dipolar potential changes very rapidly and diverges for $|\mathbf{r}_1 - \mathbf{r}_2| \rightarrow 0$. Therefore, the integral

$$U_{iiii} = \int d^3 r_1 d^3 r_2 n(\mathbf{r}_1) U_{\text{dd}}(\mathbf{r}_1 - \mathbf{r}_2) n(\mathbf{r}_2), \quad (28)$$

with $n(\mathbf{r}) = |w(\mathbf{r})|^2$ being the single-particle density, has to be calculated taking into account the atomic spatial distribution at the lattice site. The solution can be found by Fourier transforming, i.e.

$$U_d = U_{iiii} = \frac{1}{(2\pi)^3} \int d^3 k \tilde{U}_{\text{dd}}(\mathbf{k}) \tilde{n}^2(\mathbf{k}), \quad (29)$$

which leads to an on-site dipolar contribution to the Hamiltonian of the type

$$\hat{H}_{\text{dd}}^{\text{on-site}} = \frac{U_d}{2} \sum_i \hat{n}_i (\hat{n}_i - 1). \quad (30)$$

Thus, for dipolar gases the effective on-site interaction U is given by

$$U = g \int d^3 r |w(\mathbf{r})|^4 + \frac{1}{(2\pi)^3} \int d^3 k \tilde{U}_{\text{dd}}(\mathbf{k}) \tilde{\rho}^2(\mathbf{k}), \quad (31)$$

which contains the contribution of the contact potential and the dipolar contribution (22).

Let us note that the dipolar part of the on-site interaction $U_{iiii} = U_d$ (28) is directly dependent on the atomic density in a lattice well, and thus can be increased or decreased by changing the anisotropy and strength of the lattice confinement (see (Lahaye *et al.*, 2009) for details).

We may now write the simplest tight-binding Hamiltonian of the system. Often one limits the off-site interaction term to nearest-neighbors, thus only obtaining the Hamiltonian

$$\begin{aligned} \hat{H}_{\text{eBH}} = & -t \sum_{\langle i,j \rangle} \hat{b}_i^\dagger \hat{b}_j + \frac{U}{2} \sum_i \hat{n}_i (\hat{n}_i - 1) \\ & + \frac{V}{2} \sum_{\langle i,j \rangle} \hat{n}_i \hat{n}_j - \sum_i \mu_i \hat{n}_i, \end{aligned} \quad (32)$$

which is commonly referred to as *extended* Bose-Hubbard model. Note that the sum over nearest-neighbors $\langle i, j \rangle$ leads to two identical terms in off-site interaction V for pairs i, j and j, i . This is accounted for by the factor 1/2 in the Hamiltonian. The dipolar Bose-Hubbard model with interactions not truncated to nearest neighbors is discussed at the end of this section. The particle number is fixed by the chemical potential μ_i , which can be site-dependent, for instance due the presence of a trapping potential. For homogeneous systems, as discussed here, the chemical potential is constant, i.e. $\mu_i = \mu$. Slowly varying trapping potentials can be treated in the same framework by using the local density approximation.

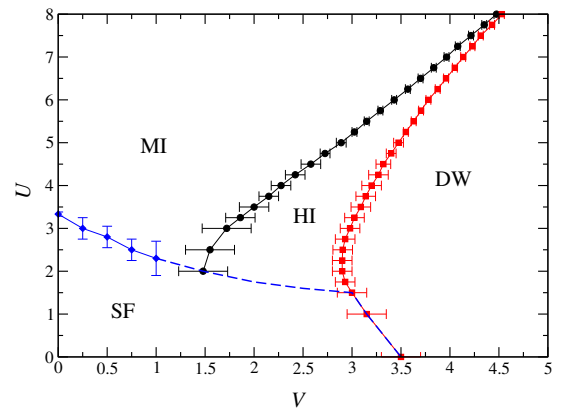


Figure 3 Phase diagram of the extended 1D Bose–Hubbard model (32) as a function of the on-site interaction U and the nearest-neighbor interaction V with $t = 1$. It shows the superfluid phase (SF), the Mott insulator (MI), the density wave (DW) and the Haldane insulator (HI) for the filling per site $\rho = 1$. — Figure from (Rossini and Fazio, 2012). —

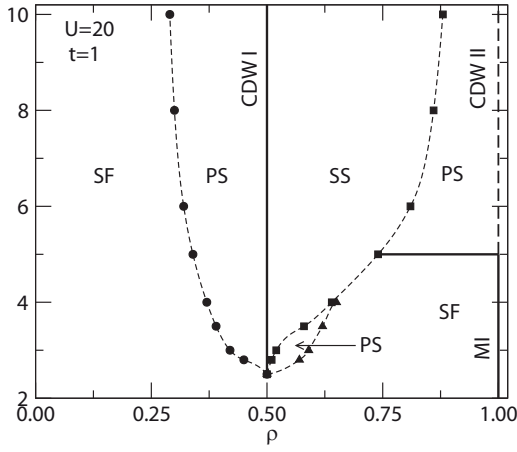


Figure 4 The phase diagram in the filling $\rho - V$ parameter space of the extended two-dimensional Bose-Hubbard model $U = 20$. The energy unit is $t = 1$. The thick solid vertical line indicates the charge-density wave (CDW I) at half filling; other phases present are the superfluid (SF), supersolid (SS), and at unit filling either Mott insulator (MI) or another charge-density wave (CDW II); PS denotes phase separated regions. Reprinted figure with permission from P.L. Sengupta, P. Pryadko, F. Alet, M. Troyer, and G. Schmid, *Phys. Rev. Lett.* **94**, 207202 (2005). Copyright (2005) by the American Physical Society.

For bosons, the phase diagram was intensely investigated in one dimension, where the superfluid to Mott-insulator transition is of Berezinskii-Kosterlitz-Thouless (BKT) type (Kühner and Monien, 1998; Kühner *et al.*, 2000). The inclusion of nearest-neighbor interaction leads to a density-modulated insulating phase with crystalline, staggered diagonal order. Depending on the context, the phase is referred to as density-wave or charge-density wave (borrowed from electronic systems, where it is also used for metals with density fluctuations), Mott crystal or Mott solid. In one dimension, the phase is denoted also as alternating or staggered Mott insulator, whereas in two dimensions it is often referred to as checkerboard phase (see Fig. 5b). It was shown that there is a direct transition between the superfluid and the charge-density wave without an intermediate supersolid phase, showing superfluid *and* crystalline order. Later it was realized that a bosonic Haldane insulator phase exists with non-local string correlations (Dalla Torre *et al.*, 2006; Dalmonte *et al.*, 2011; Deng and Santos, 2011; Rossini and Fazio, 2012). While this gapped phase does not break the translational symmetry, particle-hole fluctuations appear in an alternating order. These fluctuations are separated by strings of equally populated sites. The corresponding phase diagram in one dimension and at filling (The density per site) $\rho = 1$ is plotted in Fig. 3.

For non-commensurate fillings the model is also quite rich. It has been studied using a quantum Monte Carlo approach in two dimensions (Sengupta *et al.*, 2005) for fillings below unity. The phase diagram of the system for strong interactions U is reproduced in Fig. 4. Two interesting novel phases appear. The elusive supersolid (SS) phase shows a diagonal

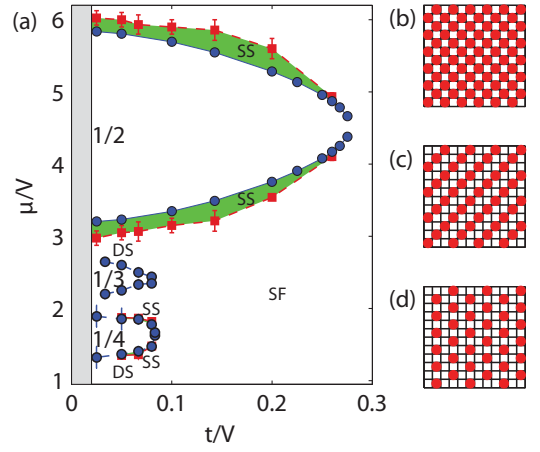


Figure 5 The phase diagram of the dipolar two-dimensional Bose-Hubbard model in the hard-core limit. The lobes represent insulating density waves (also denoted as Mott solids) with densities indicated, SS denotes the supersolid phase, SF the superfluid phase and DS the devil's staircase. The panels (b-d) are sketches of the ground-state configurations for the Mott solids with density (b) $\rho = 1/2$ (checkerboard), (c) $\rho = 1/3$ (stripe solid) and (d) $\rho = 1/4$ (star solid). — Figure from (Capogrosso-Sansone *et al.*, 2010). —

long-range order as revealed by a non-zero structure factor and simultaneously a non-zero superfluid density. As shown in Fig. 4, additionally regions of phase separation (PS) appear, which are revealed as discontinuities (jumps) of the filling ρ as a function of the chemical potential μ (Sengupta *et al.*, 2005). When the on-site interaction becomes weaker, the SS phase becomes larger and PS regions disappear at filling larger than $1/2$ (Maik *et al.*, 2013). For half-integer and integer fillings an insulating charge-density wave (CDW) appears, which is also often referred to as checkerboard phase (Batrouni *et al.*, 2006; Sengupta *et al.*, 2005; Sowiński *et al.*, 2012). These findings were confirmed and further studied in one-dimensional Monte-Carlo (Batrouni *et al.*, 2006) and DMRG analyses (Mishra *et al.*, 2009).

The phase diagram becomes even richer when the true long-range interactions for dipoles, Eq. (27), are taken into account beyond nearest-neighbor interactions. The Hamiltonian reads then

$$\hat{H}_{\text{eBH}} = -t \sum_{\langle i,j \rangle} \hat{b}_i^\dagger \hat{b}_j + \frac{U}{2} \sum_i \hat{n}_i (\hat{n}_i - 1) + \frac{1}{2} \sum_{i \neq j} \frac{V}{|i-j|^3} \hat{n}_i \hat{n}_j - \sum_i \mu_i \hat{n}_i. \quad (33)$$

Consider the case of low filling in the hard-core limit (with large on-site interaction U , excluding double occupancy). Such a case was discussed in (Capogrosso-Sansone *et al.*, 2010) using large-scale Quantum Monte Carlo (QMC) simulations. The Hamiltonian considered included the effects of

a trap of frequency ω , and was given by

$$\hat{H}_{\text{eBH}} = -t \sum_{\langle i,j \rangle} \hat{b}_i^\dagger \hat{b}_j + \frac{1}{2} \sum_{i \neq j} \frac{V}{|i-j|^3} \hat{n}_i \hat{n}_j - \sum_i (\mu - \Omega i^2) \hat{n}_i, \quad (34)$$

with the requirement that the initial system has no doubly occupied sites. The results are summarized in Fig. 5. For small-enough hopping $t/V \ll 0.1$, it is found that the low-energy phase is incompressible ($\partial\rho/\partial\mu = 0$ with the filling factor ρ) for most values of μ . This parameter region is denoted as DS in Fig. 5 and corresponds to the classical *devil's staircase*. This is a succession of incompressible ground states, dense in the interval $0 < \rho < 1$, with a spatial structure commensurate with the lattice for all rational fillings (Fisher and Selke, 1980; Hubbard, 1978) and no analogue for shorter-range interactions. For finite t , three main Mott lobes emerge with $\rho = 1/2, 1/3$, and $1/4$, named checkerboard, stripe, and star solids, respectively. Their ground-state configurations are visualized in Fig. 5(b-d). Interestingly, as found in (Capogrosso-Sansone *et al.*, 2010) these phases survive in the presence of a confining potential and at finite temperature. Note that the shape of the Mott solids with $\rho = 1/2$ and $1/4$ away from the tip of the lobe can be shown to be qualitatively captured by mean-field calculations, while this is not the case for the stripe solid at filling $1/3$ which has a pointy-like structure characteristic of fluctuation-dominated 1D configurations. Mott lobes at other rational filling factors, e.g. $\rho = 1$ and $7/24$, have also been observed (Capogrosso-Sansone *et al.*, 2010), but are not shown in the figure. It is worth mentioning that in the strongly correlated regime (at low t/V) the physics of the system is dominated by the presence of numerous metastable states resembling glassy systems and QMC calculations in this case become practically impossible. These metastable states were in fact correctly predicted by the generalized mean-field theory (Menotti *et al.*, 2007).

For large enough t/V , the low-energy phase is superfluid for all values of the chemical potential μ . At intermediate values of t/V , however, doping the Mott solids (either removing particles creating vacancies or adding extra particles) stabilizes a supersolid phase, with coexisting superfluid and crystalline orders (no evidence of this phase has been found in the absence of doping). The solid/superfluid transition consists of two steps, with both transitions of second-order type and a supersolid as an intermediate phase. Remarkably, the long-range interactions stabilize the supersolid in a wide range of parameters. For example, a vacancy supersolid is present for fillings $0.5 > \rho \gtrsim 0.43$, roughly independent of the interaction strength. This is in contrast with typical extended Bose-Hubbard model results (compare Fig. 4) where the supersolid phase appears only for $\rho > 0.5$, i.e. no vacancy supersolid is observed. Similarly, the phase separation is not found when long-range interactions are taken into account (Capogrosso-Sansone *et al.*, 2010). Note, however, that in the former case soft bosons were considered while hard core bosons are studied in (Capogrosso-Sansone *et al.*, 2010).

Let us note that it is still not a full story. As discussed above,

the Hamiltonian (27) is obtained assuming that the dipolar potential changes slowly on scales of the width of the Wannier functions, σ . Corrections due to finite σ have been discussed recently by Wall and Carr (Wall and Carr, 2013). These corrections lead to deviations from the inverse-cube power law at short and medium distances on the lattice scale—the dependence here is rather exponential with the power law recovered only for large distances. The resulting correction may be significant at moderate lattice depths and leads to quantitative differences in the phase diagram, as discussed in the one-dimensional case at unit filling (Wall and Carr, 2013). The extent to which the full diagram is modified in 2D by these corrections is not yet known and is the subject of on-going studies.

2. Dipolar Fermi–Hubbard models

The fermionic version of the extended Hubbard model (32) with nearest-neighbor interactions is also widely discussed in solid-state physics for both polarized (spinless) and spin 1/2 fermions (cf. (Georges *et al.*, 2013; Gu *et al.*, 2004; Hirsch, 1984; Kivelson *et al.*, 1987; Nasu, 1983; Raghu *et al.*, 2008; Robaszkiewicz *et al.*, 1981; Si *et al.*, 2001)). There are much less papers on the model including the true long-range interactions for dipoles, described for spinless fermions by the Hamiltonian

$$\hat{H}_{\text{eFH}} = -t \sum_{\langle i,j \rangle} \hat{f}_i^\dagger \hat{f}_j + \frac{1}{2} \sum_{i \neq j} \frac{V}{|i-j|^3} \hat{n}_i \hat{n}_j - \sum_i \mu_i \hat{n}_i. \quad (35)$$

This model has been studied by Mikelsons and Freericks using a mean-field Ansatz (Mikelsons and Freericks, 2011); in this way, a fermionic version of the phase diagram of Fig. 5(b-d) was derived for the homogenous case $\mu_i = \mu$.

Mikelsons and Freericks solve the model using mean-field theory (MFT). As they stress: “This can be justified, since the interaction is long range and consequently each site is effectively coupled to any other site. In fact, due to the absence of a local interaction, the MFT is equivalent to the dynamical mean-field theory (DMFT) approach, which becomes exact in the infinite-dimensional limit. The absence of a spin degree of freedom also implies that the model is in the Ising universality class, with a finite transition temperature in 2D.” Within MFT one approximates the interaction part of the Hamiltonian by writing

$$\hat{n}_i \hat{n}_j \approx \hat{n}_i \langle n_j \rangle + \langle n_i \rangle \hat{n}_j - \langle n_i \rangle \langle n_j \rangle, \quad (36)$$

i.e. one neglects the density fluctuations, as it is done in the first-order (Hartree–Fock) self-consistent perturbation theory—it should be very accurate for small U/t . In the MFT approximation, the mean density $\langle n_i \rangle$ is a fixed parameter in the Hamiltonian and acts as a site-dependent potential. The resulting MFT Hamiltonian is quadratic in the $(\hat{f}, \hat{f}^\dagger)$ operators and can be easily diagonalized for large, but finite lattices, especially assuming translational invariance at some level. MFT

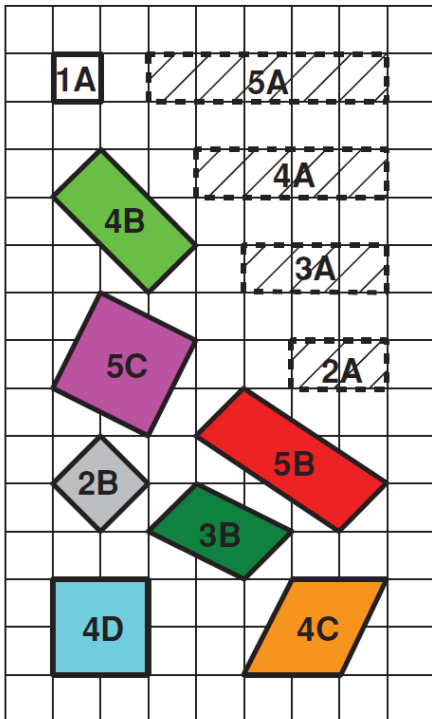


Figure 6 Unit cells corresponding to different density wave phases. Vertices indicate sites with higher density. Only density wave orders corresponding to unit cells with the solid outline were found to be stabilized. Reprinted figure with permission from K. Mielson and J. K. Freericks, *Phys. Rev. A* **83**, 043609 (2011). Copyright (2011) by the American Physical Society.

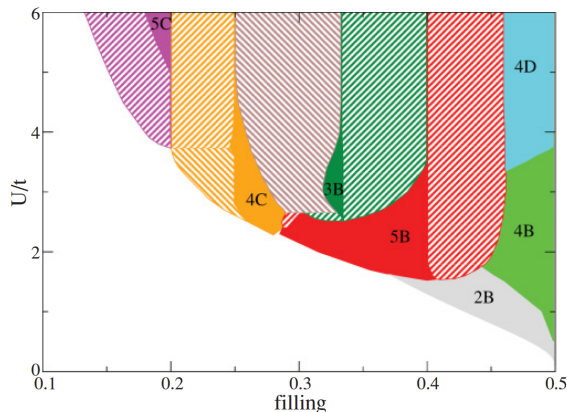


Figure 7 Phase diagram for $T = 0$ including the phase separation (those regions are dashed). Decreasing the interaction contracts the range of filling of the ordered phases and progressively eliminates phases commensurate with low values of filling. The only phase surviving down to $U/t = 0$ is the checkerboard phase (2B). Phase separation replaces the 4D phase near the filling $\rho = 0.28$ and $\rho = 0.36$ for larger U/t . In parts of the phase diagram, 4C and 5C phases show phase separation with the homogeneous state. Reprinted figure with permission from K. Mielson and J. K. Freericks, *Phys. Rev. A* **83**, 043609 (2011). Copyright (2011) by the American Physical Society.

can be regarded as a variational method and its results can be compared with another variational ansatz corresponding to phase separation. The results are presented in Figs. 6 and 7, where we present schematically unit cells, corresponding to different “charge-density wave” orderings, and the phase diagram at zero temperature $T = 0$.

III. NON-STANDARD LOWEST-BAND HUBBARD MODELS

The original article on the Hubbard model has been published by J. Hubbard in 1963 as a description of electrons in narrow bands (Hubbard, 1963). As discussed in Sec. II.C, in this framework the many-particle Hamiltonian is restricted to a tunneling matrix element t and the on-site interaction U . Other two-particle interaction processes are considerably smaller than the on-site term and are therefore neglected. Hubbard’s article gives also an estimation on the validity of the approximation (for common d -wave electron systems), where the (density-density) nearest-neighbor interaction V is identified as the first order correction (see Sec. II.D). However, it was pointed out by F. Guinea, J. E. Hirsch and others (Amadon and Hirsch, 1996; Guinea, 1988a,b; Guinea and Schön, 1988; Hirsch, 1989, 1994; Strack and Vollhardt, 1993) that one of the neglected terms in the two-body nearest-neighbor interaction describes the density mediated tunneling of an electron along a bond to a neighboring site. It therefore contributes to the tunneling and was referred to as *bond-charge interaction* or *density-induced tunneling*. The main difference from the single-particle tunneling stems from the fact that the operator depends on the density on the two neighboring sites. Strictly speaking, the simple Hubbard model is justified only if the bond-charge interaction is small compared with the tunneling matrix element. It is worth noticing that bond-charge terms were already considered, although neglected, in the original paper of Hubbard of 1963, where he presented a non-perturbative approach based on decoupling of Green’s functions of strongly interacting electron problem. Recently Grzybowski and Chhajlany (Grzybowski and Chhajlany, 2012) applied the Hubbard method to a model with strong bond-charge interaction term: these authors divided the tunneling terms into double-occupancy preserving and non-preserving ones, and treated the latter as a perturbation.

For optical lattices, this density-induced tunneling (Jürgensen *et al.*, 2012; Łacki *et al.*, 2013; Lühmann *et al.*, 2012; Mazarella *et al.*, 2006; Mering and Fleischhauer, 2011) is of particular interest due to two points. First, unlike in solids, its amplitude can be rather large in optical lattices due to the characteristic shape of the Wannier functions for sinusoidal potentials. Second, the density-induced tunneling scales directly with the filling factor, which enhances its impact for bosonic or multi-component systems. In addition, ultracold atoms offer tunable interactions and differently ranged interactions such as contact (Sec. II.A) or dipolar interaction potentials (Sec. II.D).

Before focusing on bosons, we start the discussion by re-

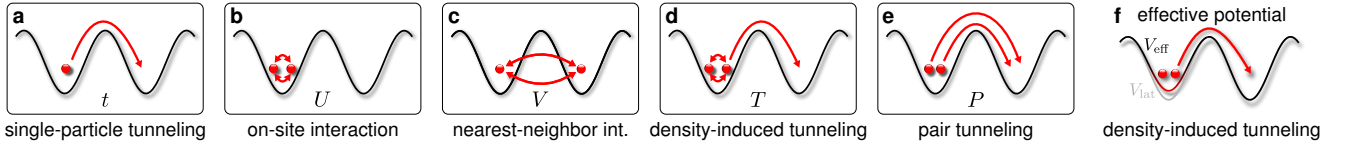


Figure 8 On-site and nearest-neighbor off-site processes. In the Hubbard model, only (a) the tunneling t and (b) the on-site interaction U are accounted for. Generalized Hubbard models can include (c) the nearest-neighbor interaction V , (d) the density-induced tunneling T , and (e) the pair tunneling P . The relative amplitudes of these processes depend on the interaction potential. They are plotted for contact interaction in Fig. 9 and for dipolar interaction in Fig. 12. (f) In optical lattices, the density-induced tunneling T has a relatively large amplitude and can therefore affect the tunneling in the system. Effectively, it gives rise to a modified tunneling potential, which is shallower (shown here) for repulsive and deeper for attractive interactions. — Figure adapted from (Jürgensen *et al.*, 2012). —

minding one of the classic papers on non-standard Fermi–Hubbard models. In the following, different off-site interaction processes are discussed for bosons in optical lattices. We derive a generalized Hubbard model within the lowest band. Subsequently, the amplitudes of these off-site processes are calculated for both contact (δ -function-shaped) interaction potentials and dipolar interactions. In the next sections, we focus on fermionic atoms and mixtures of different atomic species.

A. Non-standard Fermi–Hubbard models

In order to give the reader an idea of what has been studied in the past in condensed-matter physics, we follow the 1996 paper by Amadon and Hirsch on metallic ferromagnetism in a single-band model and effects of band filling and Coulomb interactions (Amadon and Hirsch, 1996). In this paper, the authors derive a single-band tight-binding model with on-site repulsion and nearest-neighbor exchange interactions as a simple model to describe metallic ferromagnetism. The main point is to include the effect of various other Coulomb matrix elements in the Hamiltonian that are expected to be of appreciable magnitude in real materials. They compare results of exact diagonalization and mean-field theory in 1D. Quoting the authors: “As the band filling decreases from 1/2, the tendency to ferromagnetism is found to decrease in exact diagonalization, while mean-field theory predicts the opposite behavior. A nearest neighbor Coulomb repulsion is found to suppress the tendency to ferromagnetism; however, the effect becomes small for large on-site repulsion. A pair hopping interaction enhances the tendency to ferromagnetism. A nearest-neighbor hybrid Coulomb matrix element breaks electron-hole symmetry and causes metallic ferromagnetism to occur preferentially for more than half-filled rather than less-than-half-filled bands in this model. Mean-field theory is found to yield qualitatively incorrect results for the effect of these interactions on the tendency to ferromagnetism”.

The starting point for the theory is the single-band tight-binding Fermi Hamiltonian with all Coulomb matrix elements

included,

$$\hat{H} = - \sum_{\langle i,j \rangle, \sigma} t_{ij} \left(\hat{f}_{i\sigma}^\dagger \hat{f}_{j\sigma} + \text{h.c.} \right) + \sum_{i,j,k,l,\sigma,\sigma'} \langle ij|1/r|kl \rangle \hat{f}_{i\sigma}^\dagger \hat{f}_{j\sigma'}^\dagger \hat{f}_{l\sigma'} \hat{f}_{k\sigma}, \quad (37)$$

where $\hat{f}_{i\sigma}^\dagger$ creates an electron of spin σ in a Wannier orbital at site i , which we denote $w_i(\mathbf{r})$. The Coulomb matrix elements are given by the integrals

$$\langle ij|1/r|kl \rangle = \int d\mathbf{r} d\mathbf{r}' w_i^*(\mathbf{r}) w_j^*(\mathbf{r}') \frac{e^2}{|\mathbf{r} - \mathbf{r}'|} w_k(\mathbf{r}) w_l(\mathbf{r}'). \quad (38)$$

Restricting ourselves to only one- and two-center integrals between nearest-neighbors, the following matrix elements result:

$$U = \langle ii|1/r|ii \rangle, \quad (39)$$

$$V = \langle ij|1/r|ij \rangle, \quad (40)$$

$$J = \langle ij|1/r|ji \rangle, \quad (41)$$

$$J' = \langle ii|1/r|jj \rangle, \quad (42)$$

$$\Delta t = \langle ii|1/r|ij \rangle. \quad (43)$$

As argued by the authors: “Matrix elements involving three and four centers are likely to be substantially smaller than these, as they involve additional overlap factors. Even though the repulsion term V could be of appreciable magnitude for sites further than nearest neighbors, we assume that such terms will not change the physics qualitatively”.

The resulting non-standard Fermi Hamiltonian reads

$$\hat{H} = - \sum_{\langle i,j \rangle, \sigma} t_{ij}^\sigma \left(\hat{f}_{i\sigma}^\dagger \hat{f}_{j\sigma} + \text{h.c.} \right) + U \sum_i \hat{n}_{i\uparrow} \hat{n}_{i\downarrow} + V \sum_{\langle i,j \rangle} n_i n_j + J \sum_{\langle i,j \rangle, \sigma, \sigma'} \hat{f}_{i\sigma}^\dagger \hat{f}_{j\sigma'}^\dagger \hat{f}_{i\sigma'} \hat{f}_{j\sigma} + J' \sum_{\langle i,j \rangle, \sigma, \sigma'} \hat{f}_{i\sigma}^\dagger \hat{f}_{i\sigma'}^\dagger \hat{f}_{j\sigma'} \hat{f}_{j\sigma}, \quad (44)$$

with density dependent tunnelling

$$t_{ij}^\sigma = t_{ij} - \Delta t (\hat{n}_{i,-\sigma} + \hat{n}_{j,-\sigma}). \quad (45)$$

In the situation considered in Ref. (Amadon and Hirsch, 1996) “all matrix elements in the above expressions are expected

to be always positive, except possibly for the hybrid matrix element $\Delta t'$. However, with the convention that the single-particle hopping matrix element t is positive and that the operators describe electrons rather than holes, the sign of Δt is also expected to be positive. This should be contrasted with the situations that we can approach with boson, see below.

B. Non-standard Bose–Hubbard models with density-induced tunneling

We consider the same system as before with Hamiltonian (1) and optical lattice potential (11), and restrict the Wannier functions expansion to the lowest Bloch band (13) using the same procedure as in Sec. II.B. While previously we provided some heuristic arguments to drop various contributions of the interaction potential, we shall keep presently all the terms (restricting ourselves, however, to nearest neighbors only). For a general potential $V(\mathbf{r} - \mathbf{r}')$ define

$$V_{ijkl} = \int d\mathbf{r} d\mathbf{r}' w_i^*(\mathbf{r}) w_j^*(\mathbf{r}') V(\mathbf{r} - \mathbf{r}') w_k(\mathbf{r}) w_l(\mathbf{r}'). \quad (46)$$

The generalized lowest-band Hubbard Hamiltonian reads then

$$\begin{aligned} \hat{H}_{\text{GBH}} = & -t \sum_{\langle i,j \rangle} \hat{b}_i^\dagger \hat{b}_j + \frac{U}{2} \sum_i \hat{n}_i (\hat{n}_i - 1) + \frac{V}{2} \sum_{\langle i,j \rangle} \hat{n}_i \hat{n}_j, \\ & -T \sum_{\langle i,j \rangle} \hat{b}_i^\dagger (\hat{n}_i + \hat{n}_j) \hat{b}_j + \frac{P}{2} \sum_{\langle i,j \rangle} \hat{b}_i^{\dagger 2} \hat{b}_j^2. \end{aligned} \quad (47)$$

All contributing processes in this model are sketched in Fig. 8. The third term represents the nearest-neighbor interaction $V = V_{ijij} + V_{ijji}$, which was already introduced in Sec. II.D. Recall that the sum over nearest-neighbors $\langle i, j \rangle$ leads to two identical terms $\hat{n}_i \hat{n}_j$ and $\hat{n}_j \hat{n}_i$. The fourth term $T = -(V_{iii} + V_{iij})/2$ also originates from the interaction. As illustrated in Fig. 8, it constitutes a hopping process between neighboring sites and therefore directly affects the tunneling t in the lattice system. This process is known as density- or interaction-induced tunneling, density-dependent tunneling, and correlated tunneling, depending on the context. In the condensed-matter literature, this tunneling is also known as bond-charge interaction. The last term $P = V_{iijj}$ denotes pair-tunneling amplitude of the process when a pair of bosons hops from one site to the neighboring site. To get a general idea about the relative importance of these terms we look into systems with i) contact interactions and ii) with contact and dipolar interactions.

1. Bosons with contact interaction

Let us start with correlated processes for ultracold bosonic atoms interacting via a contact interaction $V(\mathbf{r} - \mathbf{r}') = g\delta(\mathbf{r} - \mathbf{r}')$. Here, we assume an isotropic three-dimensional optical lattice with lattice depths $V_x = V_y = V_z = V_0$. In the

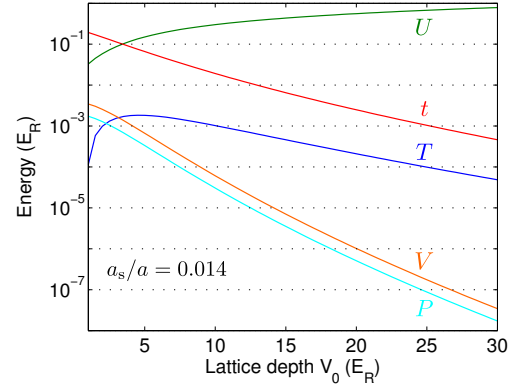


Figure 9 (a) Lowest-band parameters for the on-site interaction U , the tunneling t , the interaction-induced tunneling T , nearest-neighbor interaction V , and pair tunneling P . All interaction processes scale linearly with the scattering length a_s/a , whereas the tunneling t is unaffected. The amplitudes are plotted for an isotropic 3D optical lattice with lattice depth V_0 and scattering length $a_s/a = 0.014$. — Figure adapted from (Lühmann *et al.*, 2012). —

units of the recoil energy $E_R = \hbar^2/(8ma^2)$, where a is the lattice constant, and for Wannier functions $w_i(\mathbf{r})$ in lattice coordinates $\mathbf{r} \rightarrow \mathbf{r}/a$, the interaction integral can be expressed as

$$U_{ijkl} = \frac{8}{\pi} \frac{a_s}{a} \int w_i^{0*}(\mathbf{r}) w_i^{0*}(\mathbf{r}') w_i^0(\mathbf{r}) w_j^0(\mathbf{r}) d\mathbf{r}. \quad (48)$$

This integral gives rise to various contributions, the on-site interaction U_c , next-neighbor interaction V_c , density-induced tunneling T_c , and pair tunneling P_c given by (with the subscript c denoting, as before, contact interactions):

$$\begin{aligned} U_c/E_R &= U_{iiii}, \\ V_c/E_R &= U_{ijij} + U_{ijji} = 2U_{ijij}, \\ T_c/E_R &= -(U_{iii} + U_{iij})/2 = -U_{iij}, \\ P_c/E_R &= U_{iijj}. \end{aligned} \quad (49)$$

Since in this part we shall consider contact interactions only, we drop the subscript c in the following for convenience. We shall reintroduce it later, when also dipolar interactions will be discussed. From the integral expression, we see that the amplitudes are proportional to the effective scattering length a_s/a and depend solely on properties of the Wannier functions. All amplitudes are plotted in Fig. 9, where one sees that the on-site interaction U is the dominating energy. For neutral atoms, the nearest-neighbor interaction V and the pair tunneling amplitude P are much smaller than both U and the (single-particle) tunneling amplitude t (for $V_0 \gtrsim 10E_R$). However, the amplitude, T , of the density-induced channeling

$$\hat{T} = -T \hat{b}_i^\dagger (\hat{n}_i + \hat{n}_j) \hat{b}_j \quad (50)$$

is considerably larger than V and P . Due to the structure of this operator, we can combine it with the conventional single-particle tunneling t to an effective hopping

$$\hat{t}_{\text{eff}} = -[t + T(\hat{n}_i + \hat{n}_j - 1)] \hat{b}_i^\dagger \hat{b}_j. \quad (51)$$

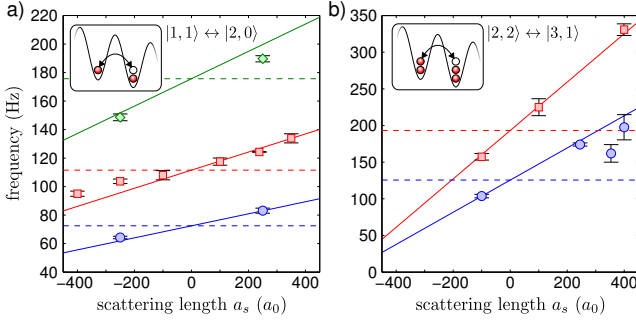


Figure 10 The oscillation frequency of the doublon number in a tilted optical lattice in dependence on the scattering length a_s for a filling (a) $n = 1$ and (b) $n = 2$. The data sets are obtained for optical lattices with $V_x = V_y = 20E_R$ and $V_z = 8E_R$ (green), $10E_R$ (red), and $12E_R$ (blue). The scattering length is tuned via a Feshbach resonance, where a_0 is the Bohr radius. The solid lines represent the theoretical prediction $\nu_n(t + (2n - 1)T)/h$, where T is proportional to the scattering length a_s and ν_n is a prefactor for the resonant oscillation. The constant dashed line corresponds to the single-particle tunneling, i.e. $\nu_n t/h$. — Figure from (Jürgensen *et al.*, 2014). —

Although this density-dependent hopping is small in comparison with the on-site interaction U , it can constitute a substantial contribution to the tunneling process. For repulsive interactions, as depicted in Fig. 9, the value of T is positive and thus increases the magnitude of the overall tunneling, whereas attractive interactions decrease the overall magnitude.

The process of the density-induced tunneling (51) can also be illustrated within an effective potential picture (Lühmann *et al.*, 2012) by inserting the explicit expressions for the integral T_c (48) and the tunneling amplitude t (15). The term $\hat{n}_i + \hat{n}_j - 1$ corresponds to the density $n_{\text{DI}}(\mathbf{r}) = n_i |w_i(\mathbf{r})|^2 + (n_j - 1) |w_j(\mathbf{r})|^2$ on sites i and j excluding the hopping particle. The effective hopping operator (51) can then be written as

$$\hat{t}_{\text{eff}} = \int d^3r w_i^* \left(\frac{\mathbf{p}^2}{2m} + V(\mathbf{r}) + gn_{\text{DI}}(\mathbf{r}) \right) w_j \hat{b}_i^\dagger \hat{b}_j. \quad (52)$$

Here, $V(\mathbf{r}) + gn_{\text{DI}}(\mathbf{r})$ can be identified as an effective tunneling potential, which is illustrated in Fig. 8f. Since the density $n_{\text{DI}}(\mathbf{r})$ is maximal at the lattice site centers, the effective tunneling potential corresponds to a shallower lattice for repulsive interactions and therefore causes an increased tunneling. In this effective potential, the band structure and the Wannier functions are altered. Such a modified band structure was experimentally observed in optical lattices for an atomic Bose-Fermi mixture (Heinze *et al.*, 2011) (see Sec. III.D).

For standard ^{87}Rb parameters², the bare amplitude T reaches roughly 10% of the tunneling amplitude t for deep lattices (see Fig. 9). In addition, the density-induced tunneling scales with the particle number on neighboring sites as

$n_i + n_j - 1$. At a filling factor of $n = 3$, the correction is about 30% at the superfluid to Mott-insulator transition point. Note that all amplitudes except the tunneling t scale linearly with the interaction strength. By using Feshbach resonances to change the interaction strength, the amplitudes of T and U can be tuned independently from the lattice depth and thus the tunneling t . In contrast, for contact interactions the ratio T/U is only a function of the lattice depth.

The direct detection of density-induced tunneling was performed in an optical lattice experiment with Cs atoms and tunable interactions (Jürgensen *et al.*, 2014; Meinert *et al.*, 2013). Here, a Mott insulator, prepared in a quasi one-dimensional lattice, is tilted by an offset energy ϵ per lattice site. By quenching the lattice into tunneling resonance, where the additional on-site energy U of a hopping particle equals the tilt ϵ , resonant oscillation can be observed (see insets of Fig. 10). Due to the compensation of the dominating on-site interaction, the oscillation frequency is a direct measure for the (total) tunneling \hat{t}_{eff} (51) thereby revealing interaction effects on its amplitude. Figure 10 shows the observed oscillation frequency as a function of the interaction strength for filling factors $n = 1$ and $n = 2$. It shows the linear dependency of the density-dependent tunneling on both the scattering length $T \propto a_s/a$ and the density $T \propto 2n - 1$. The solid lines depict the theoretical prediction for \hat{t}_{eff} , whereas the constant dashed line corresponds to single-particle tunneling in the standard Hubbard model.

As a direct consequence of the density-induced tunneling, the critical point of the superfluid to Mott-insulator transition is affected depending on both scattering length and filling factor, and the transition is shifted towards deeper lattices for repulsive interactions. Since the nearest-neighbor interaction V and the pair tunneling P have very small amplitudes (Fig. 9), for neutral atoms we can neglect their contributions in the following. Mean-field theory allows to demonstrate how the interaction-induced tunneling affects the ground-state phase diagram of the generalized Bose-Hubbard Hamiltonian $\hat{H}_{\text{GBH}} - \mu \sum_i \hat{n}_i$ (Eq. (47)) with $V = P = 0$, where μ is the chemical potential. In mean-field theory, a superfluid order parameter $\psi = \langle \tilde{b}_i \rangle = \langle \tilde{b}_i^\dagger \rangle$ is introduced, where $\psi \neq 0$ corresponds to the superfluid phase (SF) and $\psi = 0$ defines the Mott insulator (MI) with a fixed particle number per lattice site (Fisher *et al.*, 1989b; van Oosten *et al.*, 2001). The decoupling of the lattice sites is achieved by neglecting the fluctuations between \tilde{b}_i^\dagger and \tilde{b}_j of quadratic order, i.e.,

$$\tilde{b}_i^\dagger \tilde{b}_j \approx \tilde{b}_i^\dagger \tilde{b}_j - (\tilde{b}_i^\dagger - \langle \tilde{b}_i^\dagger \rangle)(\tilde{b}_j - \langle \tilde{b}_j \rangle) = \psi(\tilde{b}_i^\dagger + \tilde{b}_j) - \psi^2. \quad (53)$$

Analogously, the density-induced tunneling can be decoupled via

$$\tilde{b}_i^\dagger \tilde{n}_i \tilde{b}_j + \tilde{b}_i^\dagger \tilde{n}_j \tilde{b}_j \approx \psi(\tilde{b}_i^\dagger \tilde{n}_i + \tilde{n}_j \tilde{b}_j). \quad (54)$$

disregarding terms of the order ψ^3 (Lühmann *et al.*, 2012). With the decoupling above, one can perform second-order perturbation theory in ψ of a Mott lobe with n particles per site (see (van Oosten *et al.*, 2001)).

² A scattering length of $a_s = 100 a_0$ at a lattice spacing of $a = 377 \text{ nm}$ corresponds to $a_s/a = 0.014$.

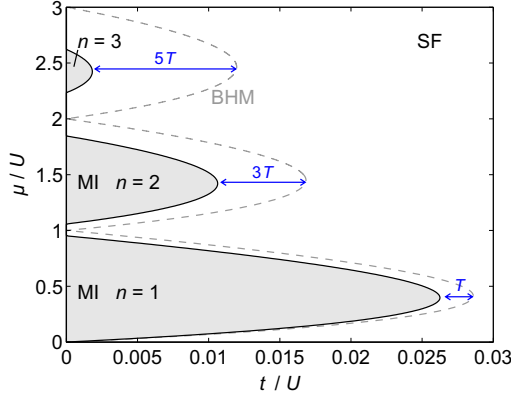


Figure 11 Phase diagram of the generalized Bose–Hubbard model with density-induced tunneling $T = 0.002U$ in an isotropic three-dimensional lattice with $z = 6$ nearest-neighbors. It shows the transition from the superfluid phase (SF) to Mott-insulator phases (MI) with filling n . Between the Mott lobes at $J/U \rightarrow 0$ the density-induced tunneling prohibits the Mott-insulating state. The dashed line depicts the results of the standard Bose–Hubbard model (BHM). The blue arrows indicate the occupation-dependent change of the overall tunneling by $(2n - 1)T$ for filling n at the tips of the Mott lobes, which captures the main impact of the density-induced tunneling. The phase diagram is calculated by means of a Gutzwiller mean-field theory. Note that the second-order perturbation (54) with a single mean-field parameter fails at large values of T .

The results are plotted in Fig. 11 for the Bose-Hubbard model (dashed line) and the generalized Hubbard model with $T/U = 0.002$ (solid line). Although T is much smaller than U , the transition from the superfluid to the Mott-insulator phase is significantly shifted towards lower values of t/U . The occupation-dependent nature of $\hat{T} = -T_c \hat{b}_i^\dagger (\hat{n}_i + \hat{n}_j) \hat{b}_j$ is reflected by the fact that the Mott lobes with higher filling factors n are more strongly affected. In fact, for the given example lobes with $n \geq 4$ do not exist. The effect of interaction-induced tunneling can be mainly captured by the change of the overall tunneling as indicated by Eq. (51). For a filling factor $\hat{n}_i \rightarrow n$, the generalized and standard Bose-Hubbard model differ approximately by $(2n - 1)T$ at the tips of the Mott lobes. Below and above the tips hole and particle excitations, respectively, become more probable at the phase boundary. Thus, the shift of the Bose–Hubbard Mott lobes by the density-induced tunneling interpolates between the tips and can be approximated well by $2T \mu/U$. Note that this type of phase diagram can be achieved experimentally by keeping the lattice depth V_0 (and therefore t) fixed and tuning t/U by a Feshbach resonance.

The modified phase diagram with a fixed interaction strength but variable lattice depth is shown in Fig. 15 for ^{87}Rb parameters in a three-dimensional lattice. The curve for bosons only corresponds to vanishing boson-fermion scattering length, $a_{\text{BF}} = 0a_0$. The density-induced tunneling in combination with multi-orbital processes is discussed in Sec. IV. In addition to ground-state properties, the density-induced tunneling influences also the dynamic behav-

ior, which is discussed, e.g. in Refs. (Łački *et al.*, 2013; Łački and Zakrzewski, 2013).

2. Bosons with dipolar interaction

For bosons with dipolar interaction, the situation can change drastically. For simplicity, we assume that the dipoles are polarized along the z -direction. We will consider two-dimensional lattice geometries with the potential given by (23), where the Wannier function along the z direction is just a harmonic oscillator ground-state eigenfunction, such that there is no aggregation of atoms or molecules along the z -direction due to attracting interactions. As for contact interactions, we work in dimensionless units by scaling the distance with respect to the lattice constant $a = \lambda/2$, i.e. $\pi x/a \rightarrow x$, and assume the recoil energy as a natural energy unit. Then, the interaction potential reads

$$U_{\text{dd}}(\mathbf{r}) = \mathcal{D} \frac{1 - 3 \cos^2 \theta}{r^3}, \quad (55)$$

[compare (22)] with the effective dipolar strength denoted by $\mathcal{D} = \frac{d^2 m}{2\pi^3 \epsilon_0 \hbar^2 a}$, where d is the dipole moment of the polar molecules, and ϵ_0 the vacuum permittivity. For atoms, the dipolar (magnetic) strength $\mathcal{D} = \frac{\mu_0 \mu^2 m}{2\pi^3 \hbar^2 a}$, where μ is the magnetic dipole moment and μ_0 denotes the vacuum permeability.

Dipolar interactions act together with contact interactions, affecting, e.g. the nearest-neighbour interactions and correlated tunneling amplitudes. The Hamiltonian now takes the form (47) with the parameters $U = U_c + U_{\text{dd}}$, $V = V_c + V_{\text{dd}}$, $P = P_c + P_{\text{dd}}$ and $T = T_c - T_{\text{dd}}$ (we have reintroduced the subscript c for contact interactions contribution). Note the minus sign between density-induced tunneling contributions due to definitions in (49) and (57) below. Further on, we omit the terms with V_c and P_c , as they are very small (see preceding section). By means of the dipolar interaction integral

$$D_{ijkl} = \mathcal{D} \int w_i^*(\mathbf{r}) w_j^*(\mathbf{r}') U_{\text{dd}}(\mathbf{r} - \mathbf{r}') w_k(\mathbf{r}') w_l(\mathbf{r}) d\mathbf{r} d\mathbf{r}', \quad (56)$$

we can express the dipolar on-site (U_{dd}), the nearest-neighbor interactions (V_{dd}), the density-induced tunneling (T_{dd}), and pair tunneling amplitude (P_{dd}) by

$$\begin{aligned} U_{\text{dd}}/E_R &= D_{iii}, \\ V_{\text{dd}}/E_R &= D_{ijij} + D_{ijji}, \\ T_{\text{dd}}/E_R &= D_{iiij}, \\ P_{\text{dd}}/E_R &= D_{iijj}, \end{aligned} \quad (57)$$

where the amplitudes again vary linearly with the strength \mathcal{D} . But now the proportionality constant depends on the shape of the Wannier functions and the dipolar interaction. Thus, by tuning the lattice parameters and the trap frequency one only changes the proportionality factors in Eq. (57). We illustrate this dependency in Fig. 12 for a dipolar strength $\mathcal{D} = 1$. To take into account the effect of the harmonic trap along the z -direction, we introduce a trap flattening parameter $\kappa = \frac{\hbar\Omega}{2E_R}$.

We see from Fig. 12(a) that for a fixed lattice depth, the on-site interaction U_{dd} decreases with decreasing κ and when κ becomes lower than a critical value, the interaction strength U_{dd} becomes negative. This critical point corresponds to the situation when the width of Wannier function is roughly equal to the trap length along z direction. This shows that the on-site interaction strength can be tuned by changing the trap flattening ratio κ . On the other hand, the nearest-neighbor interaction V_{dd} does not show a strong dependence on the trap flattening κ , since it is mainly controlled by the distance between the lattice sites. The single-particle correlated tunneling amplitude T_{dd} , however, varies strongly with the lattice flattening, and it is positive even if the interactions are effectively repulsive. The plotted parameter in Fig. 12 for $\mathcal{D} = 1$ corresponds to weak polar molecules, whereas for a dipole strength $\mathcal{D} \sim 10$ one can reach the limit where the correlated tunneling is of the same order as the single-particle tunneling $T_{\text{dd}} \sim t$. The total density-induced tunneling amplitude (defined above as $T = T_c - T_{\text{dd}}$) may thus change sign depending on V_0 or κ . Notice also that the pair-tunneling amplitude is much smaller than other parameters present in the Hamiltonian. In Fig. 12(b), we plot the parameters as a function of the lattice depth V_0/E_R for a fixed trap flattening ratio $\kappa = 3$. Here also the parameters follow the same trend, as T_{dd} is positive and the on-site interaction decreases as the lattice depth gets stronger. As soon as the width of the Wannier functions along the $x - y$ plane becomes similar to the oscillator width along the z direction, the on-site strength vanishes as before and an increase in the lattice depth leads to an attractive on-site interaction. The sensitivity of the interaction parameters to the geometry of lattice sites described

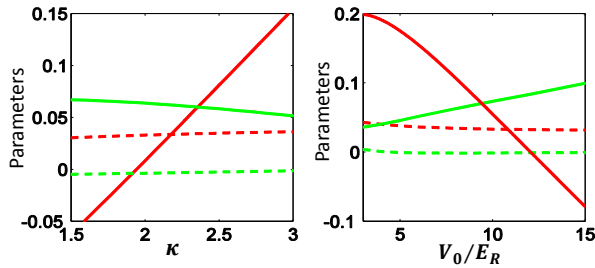


Figure 12 The change of interaction parameters as (a) a function of the trap flattening κ for lattice depth of $V_0 = 6E_R$, and (b) as a function of lattice depth V_0/E_R for a fixed trap flattening parameter $\kappa = 3$. The red-solid line denotes on-site interaction U_{dd}/E_R , the red-dashed line denotes nearest-neighbour interaction V_{dd}/E_R , the green-solid line denotes interaction-induced tunneling T_{dd}/J , and the green-dashed line denotes pair-tunneling amplitude P_{dd}/J . A sketch of the different processes can be found in Fig. 8.

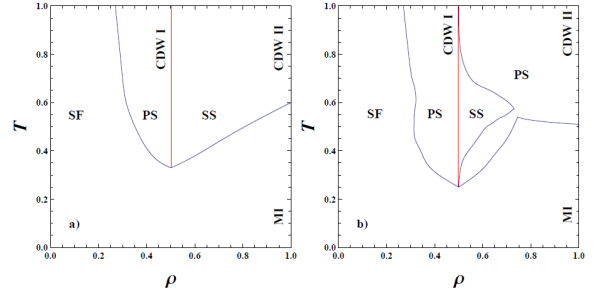


Figure 13 The phase diagrams for $U = 20$ at finite T (with $V = 10|T|$ and $t = 1$ the unit of energy). (a) If t and T are of the same sign, the relative importance of interactions decreases, leading to the disappearance of PS phases at greater than half filling. Compared to the $T = 0$ cases (Fig. 4) this phase diagram resembles more the case for low $U = 5$. (b) If T and t compete due to opposite signs, the relative importance of interactions is enhanced, increasing the PS regions while supersolid phase region shrinks. — Figure from (Maik *et al.*, 2013). —

above was originally discussed in (Sowiński *et al.*, 2012). It was also noticed and discussed in detail in (Wall and Carr, 2013), where it is shown that the effects become even more dramatic in a reduced quasi-1D geometry.

To appreciate the effect of the density-induced tunneling T for the physics of the extended model, we first consider the noncommensurate case for a two-dimensional system, with exemplary results presented in Fig. 13. The complete analysis obtained using Quantum Monte Carlo simulations can be found in (Maik *et al.*, 2013). Following the discussion comparing the order of magnitude of different terms above, it is assumed that $|T| \approx V/10$ (with either positive or negative sign). Since pair hopping P is usually much smaller, it is omitted ($P = 0$). Thus, Fig. 13 presents the effects due to density-dependent tunneling, as compared with Fig. 4. Observe that,

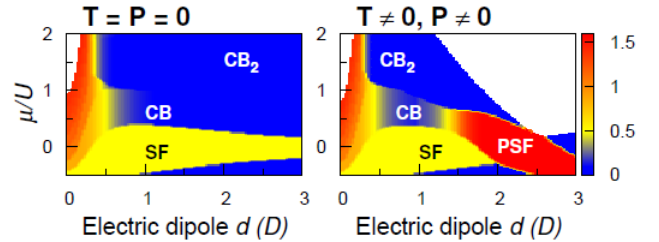


Figure 14 Phase diagram without (left) and with (right) taking into account T and P for a model of polar molecules with parameters defined in the text. The color quantifies the superfluidity indicators ϕ_i and Φ_i (see text). Neglecting T and P , for large enough d and μ the system is always in an insulating phase and the average number of particles is a multiple of $1/2$. CB (CB₂) denotes a checkerboard phase where sites with 0 and 1 (2) particles alternate. Including the new terms, the insulating phases vanish for large enough d , and pair superfluidity (PSF) appears. — Figure from (Sowiński *et al.*, 2012). —

while for the contact interactions the density-induced tunneling shifts the borders between different phases, for dipolar interactions these additional contributions may lead to a disappearance of the phase separation (PS) phase. A similar behavior appears for $T = 0$ for smaller values of U (compare (Maik *et al.*, 2013)).

While the above analysis was carried out for chosen parameter values, one may also assume specific atomic parameters. Consider (Sowiński *et al.*, 2012) an ultracold gas of dipolar molecules confined in an optical lattice with lattice depth $V_0 = 6E_R$, mass $m = 127\text{a.m.u.}$ and $\lambda = 790\text{ nm}$. We assume the s -wave scattering length of the molecules, to be $a_s \approx 100a_0$. For these parameters, $g \approx 1.06$ is approximately constant. We consider dipole moments d up to $\sim 3\text{ D}$ (Debye), which can be achievable for molecules like bosonic RbCs, KLi (Voigt *et al.*, 2009). We also choose the lattice parameter $\kappa \approx 1.95$, making (additionally to t) the on-site interaction U almost independent of the dipole moment ($U_{\text{dd}} \approx 0$). In this case, for a large enough dipolar strength \mathcal{D} , we expect that with increasing d the parameters V , T , and P determine the system properties. For clarity, we restrict ourselves to a 1D chain of N lattice sites with periodic boundary conditions. We analyze the influence of the additional terms T and P on the grand-canonical phase diagram, where the particle number is not conserved. For this, we add a chemical potential term $-\mu \sum_i \hat{n}_i$ to Hamiltonian (47). In Fig. 14, we present the phase diagram as well as the average number of particles per site for exact-diagonalization calculations of 4 sites with occupation truncated at 4 particles per site. Without the modified terms, with increasing dipolar strength the system becomes insulating with checkerboard order (above also referred to as charge-density wave) due to the increased nearest-neighbour repulsion. The right hand plot reveals that the inclusion of the density-induced tunneling changes the phase diagram. A novel pair-superfluid phase arises (characterized by a non-zero pair-superfluid order parameter $\sum \langle \hat{b}_i^2 \rangle$) as one increases the dipolar strength. Since in the exact diagonalization the particle number is conserved, superfluid and pair-superfluid phases are not identified with the typical order parameters but rather with large first, $\phi_i = \sum_j \langle \hat{b}_j^\dagger \hat{b}_i \rangle$, and second, $\Phi_i = \sum_j \langle \hat{b}_j^\dagger \hat{b}_j^\dagger \hat{b}_i \hat{b}_i \rangle$, correlation functions, respectively. Apparently, a sufficiently large tunneling T destroys the insulating checkerboard phase, making place for a pair superfluid.

C. Density-induced tunneling in fermionic systems

For neutral fermionic atoms in optical lattices with spin $\sigma = \{-\frac{1}{2}, \frac{1}{2}\}$, the Fermi-Hubbard model (Sec. II.C) is altered in a similar way as described in the previous section. When omitting the pair tunneling P , the generalized Fermi-Hubbard

Hamiltonian reads

$$\begin{aligned} \hat{H} = & -t \sum_{\langle i,j \rangle, \sigma} \hat{c}_{i\sigma}^\dagger \hat{c}_{j\sigma} + U_c \sum_i \hat{n}_{i\uparrow} \hat{n}_{i\downarrow} + \frac{V_c}{2} \sum_{\langle i,j \rangle} \hat{n}_i \hat{n}_j \\ & - T \sum_{\langle i,j \rangle, \sigma} \hat{c}_{i\sigma}^\dagger \hat{c}_{j\sigma} (\hat{n}_{i,-\sigma} + \hat{n}_{j,-\sigma}) + \frac{P}{2} \sum_{\langle i,j \rangle} \hat{c}_i^{\dagger 2} \hat{c}_j^2, \end{aligned} \quad (58)$$

with matrix elements $U_c = U_{iiii}$, $T = -U_{iiij}$, $V_c = 2U_{ijij}$, and $P = U_{ijjj}$ in units of E_R as defined above and $\hat{n}_i = \hat{n}_{i\uparrow} + \hat{n}_{i\downarrow}$ (Hirsch, 1989). The density-induced tunneling $-T \hat{c}_{i\sigma}^\dagger \hat{c}_{j\sigma} (\hat{n}_{i,-\sigma} + \hat{n}_{j,-\sigma})$ gives rise to three different situations for a hopping fermion from site i to j with spin σ . Depending on the filling of the other spin component, the energy gain for a hopping particle

$$\hat{t}_{\text{eff}} = - \sum_{\langle i,j \rangle, \sigma} (t + T(\hat{n}_{i,-\sigma} + \hat{n}_{j,-\sigma})) \hat{c}_{i\sigma}^\dagger \hat{c}_{j\sigma} \quad (59)$$

can either be $t_0 = t$, $t_1 = t + T$, or $t_2 = t + 2T$.

D. Non-standard Bose-Fermi-Hubbard models

The density-induced tunneling discussed above plays also an important role in multi-component systems, where either the atoms have a spin degree of freedom or represent different atomic species. In particular, the interspecies interaction directly induces tunneling within both components. Here, the most interesting case of a mixture of bosonic and fermionic species is discussed. However, several aspects can be transferred to other multi-component systems. The Bose-Fermi-Hubbard model presented in the following describes the case where bosonic and fermionic species are spin-polarized and interact via contact interaction. The experimental realizations of atomic mixtures of bosonic and fermionic particles in optical lattices (Best *et al.*, 2009; Günter *et al.*, 2006; Heinze *et al.*, 2011; Ospelkaus *et al.*, 2006b) have triggered a vivid discussion about the role of inter- and intra-species interactions (Cramer, 2011; Cramer *et al.*, 2008; Jürgensen *et al.*, 2012; Lühmann *et al.*, 2008; Lutchny *et al.*, 2009; Mering and Fleischhauer, 2011).

The standard Bose-Fermi-Hubbard Hamiltonian (Albus *et al.*, 2003) is given by

$$\begin{aligned} \hat{H}_{\text{BFH}} = & - \sum_{\langle i,j \rangle} (t_B \hat{b}_i^\dagger \hat{b}_j + t_F \hat{c}_i^\dagger \hat{c}_j) + \frac{U_{\text{BB}}}{2} \sum_i \hat{n}_i (\hat{n}_i - 1) \\ & + \sum_i U_{\text{BF}} \hat{n}_i \hat{m}_i - \sum_i (\mu_B \hat{n}_i + \mu_F \hat{m}_i), \end{aligned} \quad (60)$$

where t_B is the tunneling matrix element for bosons and t_F for fermions. The intra- and inter-species interaction is restricted to the on-site interaction U_{BB} and U_{BF} , respectively. Here, \hat{b}_i (\hat{c}_i) is the bosonic (fermionic) annihilation operator and \hat{n}_i (\hat{m}_i) the respective particle number operator, where the total number of bosonic and fermionic atoms are fixed by the chemical potentials μ_B and μ_F . Let us assume for simplicity that the fermions are in a perfect band-insulator phase

where Pauli-blocking prohibits the fermionic tunneling. This freezes out the fermionic degrees of freedom and the resulting Hamiltonian captures the behavior of the bosonic component under the influence of exactly one fermion per lattice site ($\langle \hat{n}_i \rangle = 1$). Consequently, the Bose-Fermi-Hubbard Hamiltonian simplifies to an effective bosonic Hamiltonian

$$\hat{H}_{\text{FBI}} = - \sum_{\langle i,j \rangle} t_{\text{B}} \hat{b}_i^\dagger \hat{b}_j + \frac{U_{\text{BB}}}{2} \sum_i \hat{n}_i (\hat{n}_i - 1) + \sum_i (U_{\text{BF}} - \mu_{\text{B}}) \hat{n}_i. \quad (61)$$

In this case, the interaction energy U_{BF} between bosons and fermions can be fully absorbed into an effective chemical potential $\mu_{\text{eff}} = \mu_{\text{B}} - U_{\text{BF}}$. Hence, the resulting effective Hamiltonian does not differ from the standard Bose-Hubbard model except for a modification of the chemical potential. As a consequence, the behavior of the bosons is not influenced by the homogeneously distributed fermions, which is in contradiction to the experimental observations (Best *et al.*, 2009; Günter *et al.*, 2006; Ospelkaus *et al.*, 2006b). Omitting the band-insulator assumption above and taking into account the experimental confinement has also only little influence (Pollet *et al.*, 2008). Therefore, extended interspecies processes must play a role that are not covered in the Bose-Fermi-Hubbard model (Jürgensen *et al.*, 2012; Mering and Fleischhauer, 2011).

The off-site processes arising from the boson-boson interaction (see Fig. 8) are elaborated in section III.B. The Bose-Fermi interaction leads to additional distinct processes, since the interacting particles are distinguishable, such as the cross tunneling, where bosonic and fermionic particles interchange sites. For the density-induced tunneling, either a boson or a fermion can tunnel.

However, for a fermionic band insulator all processes that involve the hopping of a fermion are forbidden. In this case, only on-site interactions and the bond-charge tunneling of bosons have to be taken into account, since other processes are prohibited or contribute only with small amplitudes (compare Fig. 9). The generalized, effective Hubbard model of the lowest band including these processes reads (Jürgensen *et al.*, 2012)

$$\hat{H} = - \sum_{\langle i,j \rangle} [t_{\text{B}} + T(\hat{n}_i + \hat{n}_j - 1) + 2T_{\text{BF}}] \hat{b}_i^\dagger \hat{b}_j + \frac{U_{\text{BB}}}{2} \sum_i \hat{n}_i (\hat{n}_i - 1) - \mu_{\text{eff}} \sum_i \hat{n}_i, \quad (62)$$

with the density-induced tunneling T mediated by boson-boson interaction (defined in Eq. (49)) and $T_{\text{BF}} = g_{\text{BF}} \int d^3r w_i^{\text{B}*}(\mathbf{r}) w_i^{\text{F}*}(\mathbf{r}) w_i^{\text{F}}(\mathbf{r}) w_j^{\text{B}}(\mathbf{r})$ mediated by the interspecies interaction. The interaction parameter is $g_{\text{BF}} = \frac{2\pi\hbar^2}{m_{\text{r}}} a_{\text{BF}}$, where m_{r} is the reduced mass and a_{BF} the interspecies scattering length. While the repulsive interaction between the bosons increases the total tunneling, the fermions reduce or enhance the bosonic mobility depending on the sign of the boson-fermion interaction. As a consequence,

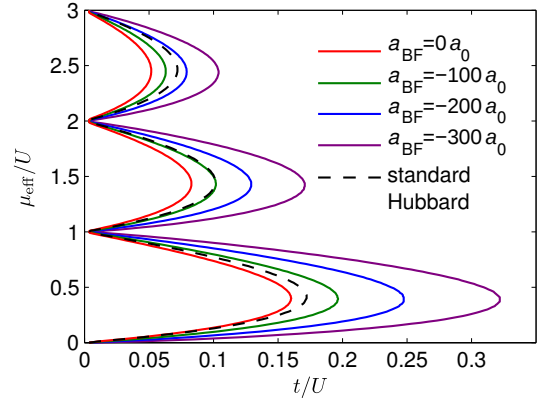


Figure 15 Phase diagram of the effective bosonic Hamiltonian (62) with density-induced tunneling for different Bose-Fermi scattering lengths, a_{BF} , within Gutzwiller mean-field theory. For comparison, the results of the standard Hubbard model are shown as a dashed black line. The calculation is performed for bosonic ^{87}Rb and fermionic ^{40}K in an optical lattice with a spacing of $a = 377 \text{ nm}$ (experimental parameters of Ref. (Best *et al.*, 2009)). For the considered wavelength, the Wannier functions of both species are almost identical. The interaction between the bosonic atoms is fixed to a repulsive scattering length of $a_{\text{BB}} = 102 a_0$ (Will *et al.*, 2010), while the attractive interaction between the two species is tunable over a wide range using a Feshbach resonance (Best *et al.*, 2009; Ferlaino *et al.*, 2006). — Figure from (Jürgensen *et al.*, 2012). —

and in strong contrast to the predictions of the standard Hubbard model, the superfluid to Mott-insulator transition is affected and the phase boundaries are shifted depending on the interspecies interaction strength. The phase diagram is shown in Fig. 15 for different attractive Bose-Fermi interaction strengths. For strong Bose-Fermi attraction and low bosonic filling, the transition occurs at much shallower lattices, since the total tunneling is reduced. In the picture of an effective potential (see section III.B.1), this corresponds to a deeper tunneling potential. The effect is reversed when the repulsion between the bosons becomes stronger than the attraction to the fermions, which is the case for weaker Bose-Fermi interaction and higher bosonic filling. In this case, the effective tunneling potential is shallower and tunneling is enhanced. The Mott-insulator transition in Bose-Fermi systems is discussed further in Sec. IV.F.

IV. MULTI-ORBITAL HUBBARD MODELS

Along with the off-site interactions discussed in the last section, taking into account higher bands is an important extension of standard Bose-Hubbard models. In the Hubbard model, only the lowest single-particle band is assumed to be occupied, since higher bands are energetically separated. In strongly correlated systems, the interaction-induced coupling between the orbital bands is, however, strong enough that higher bands are mixed with the lowest band. Due to their dominating contribution to the total energy, the orbital occupation is determined by on-site interaction processes. Within a

mean-field treatment (Sec. IV.B), the occupation of higher orbitals corresponds to a modified on-site wave function of the particles in order to minimize the on-site interaction energy. Due to the population of higher orbitals, also the effective wave-function overlap on neighboring lattice sites changes. As a consequence, the tunneling amplitude is modified and becomes occupation-dependent.

First, we formulate a multi-orbital Hubbard model to define appropriate notation in Sec. IV.A. After a mean-field description for the orbital degrees of freedom (Sec. IV.B), the correlated many-particle on-site problem is discussed (Sec. IV.C). The results can directly be used to compute the orbital dressing of off-site processes (Sec. IV.E). This leads intrinsically to occupation-dependent Hamiltonians (Sec. IV.F). Hubbard models where particles are only confined to higher bands of the lattice are discussed in Sec. V. The analysis presented below is restricted to interacting bosons only that were studied in detail. Effects of higher bands for impurities embedded in a one-dimensional sea of fermions in a periodic potential were considered in (Doggen *et al.*, 2014).

A. Multi-orbital Hubbard models

Again the basic Hamiltonian in second quantization is given by Eq. (1). Now, however, we expand the atom field taking explicitly excited bands into account

$$\hat{\Psi}(\mathbf{r}) = \sum_{i,\alpha} \hat{b}_i^\alpha w_i^\alpha(\mathbf{r}), \quad (63)$$

where $w_i^\alpha(\mathbf{r})$ is a Wannier function of the band α localized at site i while $\hat{b}_i^{\alpha\dagger}, \hat{b}_i^\alpha$ are the creation and annihilation operator for a boson at site i and energy band α . The single particle part of the Hamiltonian (1) yields tunnelings and energies in different orbitals

$$t_{ij}^\alpha = - \int w_i^{\alpha*}(\mathbf{r}) \left[-\frac{\hbar^2}{2m} \nabla^2 + V_{\text{ext}}(\mathbf{r}) \right] w_j^\alpha(\mathbf{r}) d\mathbf{r}, \quad (64)$$

$$\epsilon_i^\alpha = \int w_i^{\alpha*}(\mathbf{r}) \left[-\frac{\hbar^2}{2m} \nabla^2 + V_{\text{ext}}(\mathbf{r}) \right] w_i^\alpha(\mathbf{r}) d\mathbf{r}. \quad (65)$$

Similarly the interaction part of the Hamiltonian may be expressed as

$$H_{\text{int}} = \frac{1}{2} \sum_{\alpha\beta\gamma\delta} \sum_{ijkl} U_{ijkl}^{\alpha\beta\gamma\delta} \hat{b}_i^{\alpha\dagger} \hat{b}_j^{\beta\dagger} \hat{b}_k^\gamma \hat{b}_l^\delta \quad (66)$$

with the interaction integrals

$$U_{ijkl}^{\alpha\beta\gamma\delta} = \int w_i^{\alpha*}(\mathbf{r}) w_j^{\beta*}(\mathbf{r}') V(\mathbf{r} - \mathbf{r}') w_k^\gamma(\mathbf{r}') w_l^\delta(\mathbf{r}) d\mathbf{r} d\mathbf{r}'. \quad (67)$$

Combining different terms we obtain the multi-orbital Hubbard model in its full glory. The summations over site indices may be, as before, limited to nearest neighbors, but e.g. the tunneling between next-nearest-neighbor sites can also be included in the model depending on the specific problem or lattice geometry.

The full description of lattice and orbital degrees of freedom captured in a multi-orbital Hubbard model leads to an extremely complex many-particle problem. Also, for very strong interactions it may lead to convergence problems (see discussions in e.g. (Łański *et al.*, 2013) and references therein). The goal of this section is therefore rather to define effective Hubbard models within a single band. This *interaction-dressed* band includes the orbital degrees of freedom and can be treated by common single-band methods for lattice models. The individual processes such as on-site interaction, tunneling, and density-induced tunneling are affected and renormalized by this treatment.

B. Mean-field description of higher orbitals

As described in Sec. III, we find that different types of extensions of the Hubbard model become relevant when the interaction between the particles is enhanced, e.g. by means of a Feshbach resonance or by reducing the lattice constant. When the interaction is sufficiently weak compared to the lattice potential, the bosonic system can be approximately modeled using lowest-band single-particle Wannier states, which are localized at the minima of the lattice. Under these conditions, the Hubbard interaction U and tunneling parameter J are given by respective matrix elements with respect to the single-particle Wannier states. This approximation breaks down for stronger interaction as the interaction-induced coupling to higher energy Wannier states starts playing a role.

To describe such a system, one can introduce modified Wannier-like orbitals with a dependence on the lattice-site occupation numbers n_j . Such Wannier-like orbitals will have admixtures from higher bands, depending on the occupation. The most significant effect of the repulsive interaction will be a broadening of the Wannier-like orbitals with increasing occupation, effectively enhancing J and decreasing U . In terms of the Hubbard description, we take this into account by replacing J and U by functions $J_{\hat{n}_i, \hat{n}_j}$ and $U_{\hat{n}_i}$ of the number operators \hat{n}_i . Quantitative consequences of this kind of modification to the plain bosonic Hubbard model have been studied by several authors at a theoretical level (Dutta *et al.*, 2011; Hazzard and Mueller, 2010; Johnson *et al.*, 2009; Li *et al.*, 2006). Considering an interaction-induced modification of the Wannier functions, also additional Mott-insulator phases have been predicted (Alon *et al.*, 2005b). Variational time-dependent approach in which Wannier functions adopt dynamically to lattice dynamics and interactions has been proposed (Sakmann *et al.*, 2011). Unfortunately this original approach does not take efficiently into account the interaction induced multiparticle entanglement being, at the present stage, inferior to the multi-orbital expansion (Major *et al.*, 2014). In Ref. (Larson *et al.*, 2009), the effect of the interaction-induced coupling to the first excited band on the Mott transition was considered. Re-entrant behaviour in the superfluid-Mott transition has also been predicted due to the interaction-induced modification of Hubbard parameters (Cetoli and Lundh, 2010;

Larson *et al.*, 2009). The effect of interaction on the tunneling dynamics in one-dimensional double-well and triple-well potentials have been studied, e.g., in Refs. (Cao *et al.*, 2011; Zöllner *et al.*, 2008) where the authors found enhanced correlated pair tunneling near the fermionization limit.

For bosons with contact interaction, we rewrite the total Hamiltonian in terms of the field operators as

$$\begin{aligned} \hat{H} &= \int \hat{\Psi}^\dagger(\mathbf{r}) \left[-\frac{\hbar^2}{2m} \nabla^2 + V_{\text{ext}} \right] \hat{\Psi}(\mathbf{r}) \\ &+ \frac{g}{2} \int \hat{\Psi}^\dagger(\mathbf{r}) \hat{\Psi}^\dagger(\mathbf{r}) \hat{\Psi}(\mathbf{r}) \hat{\Psi}(\mathbf{r}) d\mathbf{r}. \end{aligned} \quad (68)$$

To derive a Hubbard-type description, the field operators $\hat{\Psi}(\mathbf{r})$ are expanded in terms of Wannier-like orbitals $\omega_i(\mathbf{r}, \hat{n}_i) = \omega(\mathbf{r} - \mathbf{R}_i, \hat{n}_i)$ localized at the lattice minima \mathbf{R}_i , namely $\hat{\Psi}(\mathbf{r}) = \sum_i \hat{b}_i \omega_i(\mathbf{r}, \hat{n}_i)$ with bosonic annihilation and number operators \hat{b}_i and $\hat{n}_i = \hat{b}_i^\dagger \hat{b}_i$. Note that the ‘‘wave function’’ ω_i depends on the number operator \hat{n}_i in order to take into account interaction-induced occupation-dependent broadening. Keeping only the on-site interaction as well as the density-induced tunneling, we arrive at the effective single-band Hamiltonian

$$\begin{aligned} \hat{H} &= - \sum_{\langle i,j \rangle} t_{\hat{n}_i, \hat{n}_j} \hat{b}_i^\dagger \hat{b}_j - \sum_{\langle i,j \rangle} \left[T_{\hat{n}_i, \hat{n}_j}^1 \hat{b}_i^\dagger \hat{n}_i \hat{b}_j + T_{\hat{n}_i, \hat{n}_j}^2 \hat{b}_i^\dagger \hat{n}_j \hat{b}_j \right] \\ &+ \frac{1}{2} \sum_i U_{\hat{n}_i} \hat{n}_i (\hat{n}_i - 1), \end{aligned} \quad (69)$$

where

$$\begin{aligned} t_{\hat{n}_i, \hat{n}_j} &= - \int d\mathbf{r} \omega_i(\mathbf{r}, \hat{n}_i) \left[-\frac{\hbar^2}{2m} \nabla^2 + V_{\text{ext}}(\mathbf{r}) \right] \omega_j(\mathbf{r}, \hat{n}_j + 1), \\ U_{\hat{n}_i} &= g \int d\mathbf{r} \omega_i^2(\mathbf{r}, \hat{n}_i) \omega_i^2(\mathbf{r}, \hat{n}_i - 1), \\ T_{\hat{n}_i, \hat{n}_j}^1 &= -g \int d\mathbf{r} \omega_i(\mathbf{r}, \hat{n}_i + 1) \omega_i^2(\mathbf{r}, \hat{n}_i) \omega_j(\mathbf{r}, \hat{n}_j), \\ T_{\hat{n}_i, \hat{n}_j}^2 &= -g \int d\mathbf{r} \omega_i(\mathbf{r}, \hat{n}_i + 1) \omega_j^2(\mathbf{r}, \hat{n}_j - 1) \omega_j(\mathbf{r}, \hat{n}_j). \end{aligned} \quad (70)$$

In order to estimate the occupation number dependence of the effective Wannier functions, we express them as

$$\omega_i(\mathbf{r}, \hat{n}_i) = \frac{1}{\sqrt{\mathcal{N}_{\hat{n}_i, \hat{n}_j}}} \left[\phi_i(\mathbf{r}, \hat{n}_i) - \sum_{\langle j \rangle} \mathcal{A}_{\hat{n}_i, \hat{n}_j} \phi_j(\mathbf{r}, \hat{n}_j) \right], \quad (71)$$

where in a mean-field treatment we make a Gaussian ansatz for the localized wave functions at site i with occupation number operator \hat{n}_i , $\phi(\mathbf{r} - \mathbf{R}_i; \hat{n}_i) = \frac{1}{\pi^{3/4} d^{3/2}(\hat{n}_i)} \exp(-(\mathbf{r} - \mathbf{R}_i)^2/d^2(\hat{n}_i))$, and the width $d(\hat{n}_i)$ is a variational parameter depending on the particle number n_i (Chiofalo *et al.*, 2000; Schaff *et al.*, 2010; Vignolo *et al.*, 2003). We introduced $\mathcal{A}_{\hat{n}_i, \hat{n}_j}$ to fulfill the requirement that the effective Wannier functions at neighbouring sites are orthogonal whereas $\mathcal{N}_{\hat{n}_i, \hat{n}_j}$ takes care of the normalization of the Wannier functions. A more rigorous, fully-correlated treatment can be found in Sec. IV E.

For deep enough lattice depths, we can assume that the width is much smaller than the lattice constant, i.e. $a/d(\hat{n}_i) \gg 1$. Consequently, one can define the overlap function between Gaussians centered at neighboring sites as,

$$\begin{aligned} \mathcal{S}_{\hat{n}_i, \hat{n}_j} &= \int d\mathbf{r} \phi_i(\mathbf{r}, \hat{n}_i) \phi_j(\mathbf{r}, \hat{n}_j) \\ &= \left[\frac{2d(\hat{n}_i)d(\hat{n}_j)}{d^2(\hat{n}_i) + d^2(\hat{n}_j)} \right]^{3/2} \exp \left\{ -\frac{a^2}{2[d^2(\hat{n}_i) + d^2(\hat{n}_j)]} \right\}. \end{aligned} \quad (72)$$

In the limit of $\mathcal{S}_{\hat{n}_i, \hat{n}_j} \ll 1$, from the orthonormalization constraints, one gets

$$\begin{aligned} \mathcal{A}_{\hat{n}_i, \hat{n}_j} &= 1 - \sqrt{1 - \mathcal{S}_{\hat{n}_i, \hat{n}_j}}, \\ \mathcal{N}_{\hat{n}_i, \hat{n}_j}^{-2} &= 1 - 2 \sum_{\langle j \rangle} \mathcal{A}_{\hat{n}_i, \hat{n}_j} \mathcal{S}_{\hat{n}_i, \hat{n}_j} + \sum_{\langle j \rangle} \mathcal{A}_{\hat{n}_i, \hat{n}_j}^2. \end{aligned} \quad (73)$$

To find the occupation-dependent width of the site-centered Gaussian $\phi(\mathbf{r} - \mathbf{R}_i; n_i)$, we minimize the Gross-Pitaevskii energy functional. Taking into account the full lattice potential (i.e. not employing a quadratic approximation for the lattice minima), for a given n_i this leads to

$$\begin{aligned} \left[\frac{d(n_i)}{d_0} \right]^5 \exp \left[-\pi^2 \frac{d^2(n_i)}{a^2} \right] &= \\ \frac{d(n_i)}{d_0} + \sqrt{2\pi} \left[\frac{V_0}{E_R} \right]^{1/4} \frac{a_s}{a} (n_i - 1). \end{aligned} \quad (75)$$

We have introduced $d_0/a = \left[\frac{V_0}{E_R} \right]^{-1/4} / \pi$ for the width of ϕ in the limit $V_0 \gg E_R$. Note that Eq. (75) has a solution only as long as $\sqrt{V_0/E_R} \gg d^2(n_i)/d_0^2$.

C. Multi-orbital on-site interaction

The on-site energy U in the Hubbard model represents the interaction energy of particles on the same lattice site, calculated using the Wannier function of the lowest band. It is clear, however, that the respective wave function is not an eigenfunction of the single-site problem with interactions, since repulsive interaction broadens and attractive interaction narrows the on-site density. In the language of orbitals, this corresponds to the admixture of higher orbitals to the lowest orbital. The occupation of higher orbitals is particle-number dependent and is a function of interaction strength and lattice depth. For bosonic atoms in optical lattices, the occupation-dependent population of higher orbitals could be observed experimentally via spectroscopy measurements (Bakr *et al.*, 2011; Campbell *et al.*, 2006; Mark *et al.*, 2011, 2012) and via a quantum phase evolution measurement (Fig. 16) after a sudden quench of the lattice depth (Will *et al.*, 2010). For two-component fermionic atoms, modulation spectroscopy was used to measure the on-site interaction in a honeycomb lattice. For large interactions, the on-site interaction deviates

from the theoretical single-particle on-site interaction computed from the honeycomb Wannier functions indicating the influence of higher-bands (Uehlinger *et al.*, 2013). Theoretically, the occupation-dependence was studied with mean-field approaches (Dutta *et al.*, 2011; Hazzard and Mueller, 2010; Li *et al.*, 2006), field-theoretical methods (Johnson *et al.*, 2009), variational approaches (Major *et al.*, 2014; Sakmann *et al.*, 2011), direct-space quantum Monte-Carlo (Pilati and Troyer, 2012), and different types of diagonalization approaches (Bissbort *et al.*, 2012; Büchler, 2010; Busch *et al.*, 1998; Łacki *et al.*, 2013; Lühmann *et al.*, 2012).

In the simplified case of two atoms with contact interaction in the harmonic confinement, the Schrödinger equation can be solved exactly (Busch *et al.*, 1998). While the δ -interaction potential for neutral atoms is easily applied to the single-band problem, it must be taken with care when dealing with an (infinite) orbital degree of freedom, since the corresponding Hamiltonian is not self-adjoint in higher than one dimension. For two or three dimensions, a regularized δ -potential can be used to circumvent this problem. In Ref. (Busch *et al.*, 1998), analytical expressions for the energy and the wave functions are derived. The great advantage of the harmonic oscillator potential is the separability in relative and center-of-mass coordinates. Transferring these results directly to optical lattices is problematic: While the Gaussian is a reasonable approximation for the lowest-band Wannier function of a lattice site when dealing with on-site properties, higher-band Wannier functions differ strongly from their harmonic counterpart. As the regularization in Ref. (Busch *et al.*, 1998) explicitly accounts for the infinite series of higher-orbital wave functions, the results can not be transferred quantitatively.

To circumvent the subtleties of the δ -potential, different types of interaction potentials can be applied. In Ref. (Büchler, 2010), the two channels of the Feshbach resonance are modeled to solve the problem using the Bloch functions of the optical lattice. By comparison with the standard Bose-Hubbard model, this allows to obtain the multi-orbital on-site energy. The great advantage of this treatment is that it models directly the experimental technique for tuning the interaction strength. A simpler approach is to use a finite-ranged model interaction potential, where one has to assure that the results depend only weakly on the specific shape of the potential (Lühmann *et al.*, 2012; Pilati and Troyer, 2012). Note that the finite range of the potentials leads to a high-energy cut-off, since fast oscillating wave functions of very high orbitals are averaged out within the interaction integrals. Note that for scattering resonances the assumption of a finite ranged interaction potential may break down. Numerically, a scaling with respect to the number of orbitals can be applied to predict the actual value of the problem with an infinite number of orbitals (Büchler, 2010; Jürgensen *et al.*, 2012; Łacki *et al.*, 2013).

For short-ranged interaction potentials $V(\mathbf{r} - \mathbf{r}')$, we can write the on-site problem for n particles in a local many-particle Fock basis with states $|N\rangle = |n_0, n_1, \dots\rangle$, where n_α is the number of particles in orbital α . Dropping the site index, the orbitals are the Wannier functions and the Hamiltonian for

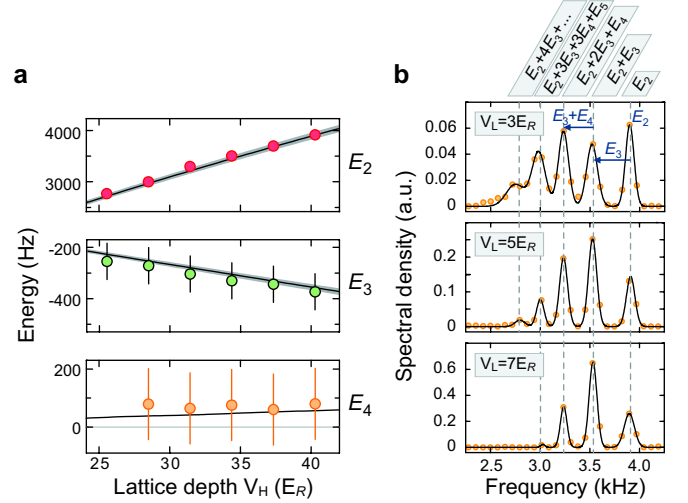


Figure 16 The occupation-dependency of the on-site energy U_n due to the population of higher orbitals was observed in a collapse and revival experiment (Will *et al.*, 2010). (a) Effective multi-body interaction energies E_n using the expansion (79) as a function of the final lattice depth V_H after the quench, where the circles correspond to the measured values ($V_L = 8E_R$). The lines are theoretical predictions using exact diagonalization in a many-particle basis (Eq. (77)). (b) The experimental energies are determined by Fourier transformation of time-resolved traces ($V_H = 40E_R$), where the relative peak height depends on the number distribution of the superfluid state in the shallow lattice V_L . The dashed gray lines are the theoretical values. — Figure from (Will *et al.*, 2010). —

a single lattice site reads, compare (66),

$$\hat{H}_{\text{site}} = \sum_{\alpha} \epsilon^{\alpha} \hat{n}^{\alpha} + \frac{1}{2} \sum_{\alpha\beta\gamma\delta} U^{\alpha\beta\gamma\delta} \hat{b}^{\dagger\alpha} \hat{b}^{\dagger\beta} \hat{b}^{\gamma} \hat{b}^{\delta}, \quad (76)$$

where $\hat{n}^{\alpha} = \hat{b}^{\alpha\dagger} \hat{b}^{\alpha}$, $\hat{b}^{\alpha\dagger}$ creates and \hat{b}^{α} annihilates a particle in the Wannier orbital α with single-particle energies ϵ^{α} . The interaction integrals are given in Eq. (67). The many-particle ground state for n particles

$$|\Psi(n)\rangle = \sum_N c_N(n) |N(n)\rangle \quad (77)$$

is a superposition of local Fock states with n particles, with real coefficients $c_N(n)$. While for the non-interacting ground state $|\Psi_0(n)\rangle = |n, 0, 0, \dots\rangle$ all atoms occupy the single-particle ground state, the interaction promotes particles also to higher orbitals. On the mean-field level, the change of the single-site wave function is attributed to an interaction broadening of the density. However, the significant change of the many-particle state lies also within modified higher-order correlations allowing the particles mutually to reduce their spatial overlap (Bissbort *et al.*, 2012). Therefore, this effect can not be captured on an effective single-particle level.

The eigenvalues e_n of the Hamiltonian Eq. (76) for n particles directly relates to the multi-orbital on-site energy U_n per

particle pair via

$$U_n = \frac{2}{n(n-1)} e_n. \quad (78)$$

This is the occupation-dependent on-site energy for an effective Hubbard model. Note that the on-site energy decreases with the number of particles, i.e. $U_{n+1} < U_n$. From a different point of view, the occupation-dependent on-site energy can be understood as effective n -body collisions with energies E_n (Bissbort *et al.*, 2012; Johnson *et al.*, 2009; Will *et al.*, 2010). Expanded in terms of n -body collisions, the on-site energy for n particles can be written as

$$U_n = \frac{E_2}{2} n(n-1) + \frac{E_3}{6} n(n-1)(n-2) + \frac{E_4}{24} n(n-1)(n-2)(n-3) + \dots \quad (79)$$

Using the occupation-dependent energies U_n , we can set $E_2 = 2U_2$, $E_3 = 3U_3 - 3E_2$, $E_4 = 6U_4 - 6E_2 - 4E_3$, ... The differences between the occupation-dependent energies U_n have been observed in a collapse and revival experiment with bosonic atoms after a quench from a shallow lattice (V_L) to a deep lattice (V_H) (Will *et al.*, 2010). The local particle number distribution in the superfluid regime, which is Poissonian or number-squeezed depending on the lattice depth V_L , is preserved during the quench. The time-evolution of the matter wave field $\psi = \langle \phi(t) | \hat{b} | \phi(t) \rangle$ in the deep lattice reflects the occupation-dependency of the on-site energy (78) via

$$|\psi|^2 = \sum_{n,m=0}^{\infty} C_{n,m} e^{-i(e_{n+1} - e_n - e_{m+1} + e_m)t/\hbar}, \quad (80)$$

where the relative contribution $C_{n,m}$ depends on the particle number distribution in the superfluid state. In Fig. 16, the results are shown as effective n -body collision energies E_n .

D. Bose-Hubbard models with local three-body interaction

Truncating the effective description of (79) to the first two terms, one may build a particular Bose-Hubbard model with local three-body interactions, with the Hamiltonian

$$\hat{H} = -t \sum_{\langle i,j \rangle} \hat{b}_i^\dagger \hat{b}_j + \frac{U}{2} \sum_i \hat{n}_i (\hat{n}_i - 1) + \frac{W}{6} \sum_i \hat{n}_i (\hat{n}_i - 1) (\hat{n}_i - 2) - \mu \sum_i \hat{n}_i, \quad (81)$$

where μ is the chemical potential fixing the particle number. While for contact interaction (compare Fig. 16a) the strengths of two-body and three-body terms may be modified in a limited range by changing the lattice depth and geometry, one may assume that the three-body term controlled by W can be experimentally tuned independently of the two-body term U

(e.g. for dipolar or other type of interactions). It is in fact for polar molecules in optical lattices that such a three-body potential term was introduced (Büchler *et al.*, 2007). The following quantum Monte Carlo study (Schmidt *et al.*, 2008) revealed the existence of both solid and supersolid phases in the system. Another early discussion of the model (81) was done on the mean-field level in (Chen *et al.*, 2008). It was shown that, depending on three-body term, the second insulating lobe ($\rho = 2$) changes its area. In contrast, the first insulating lobe ($\rho = 1$) is insensitive to the three-body interactions. These results are intuitively straightforward. It is clear that for $\rho = 2$, in contrast to the $\rho = 1$ case, tunneling has to compete with not only two-body but also with three-body interactions to destroy the insulating phase. A pedagogical explanation of these facts and a comparison with the Gutzwiller mean-field approach was presented recently (Sowiński and Chhajlany, 2014).

A more precise discussion of the model was done for the one-dimensional case. First, using the DMRG approach (Silva-Valencia and Souza, 2011), it was shown that for strong enough three-body term the first insulating lobe, in contrast to what is predicted by mean-field results, changes its shape and the tip of the lobe is shifted. However, the phase transition from MI to SF remains in the Berezinskii-Kosterlitz-Thouless (BKT) universality class. In (Sowiński, 2012), these results were supported with exact diagonalization calculations, and the extension to an attractive three-body term was proposed (See Fig.17). Independently, a two-dimensional system with strong three-body attraction was studied with a Quantum Monte Carlo approach in (Safavi-Naini *et al.*, 2012). In addition, some effects of finite temperatures were discussed in that article. Recently, a summary of properties of the one-dimensional model (81) on the basis of dynamical DMRG method was also presented (PhysRevA.88.063625).

Further extensions of the model (81) have also been studied. In particular, (i) an extension adopting long-range dipole-dipole interactions was proposed and discussed in (Zhou *et al.*, 2010); (ii) a discussion of the influence of a magnetic field on the properties of the model was provided in (Huang and Wan, 2010); (iii) additional effects arising in a superlattice potential were studied with mean-field and DMRG approaches in (Singh *et al.*, 2012).

Finally, it is worth noting that the seemingly exotic version of the model (81) with a vanishing two-body term $U = 0$ has also been discussed in detail in (Silva-Valencia and Souza, 2012; Sowiński, 2014), where the one-dimensional case has been addressed using DMRG calculations. For that model, the first insulating lobe for $\rho = 1$ vanishes and the stability of higher Mott lobes increases with increasing filling ρ . As previously, in the vicinity of the phase transition the system remains in the BKT universality class.

Another proposition (Daley *et al.*, 2009) considers an attractive two-body term $U < 0$ and strong three-body repulsion, a model which may mimic strong three-body losses. In (Lee and Yang, 2010), it was shown that for vanishing tunnelings and filling $0 < \rho < 2$, an additional pair-superfluid

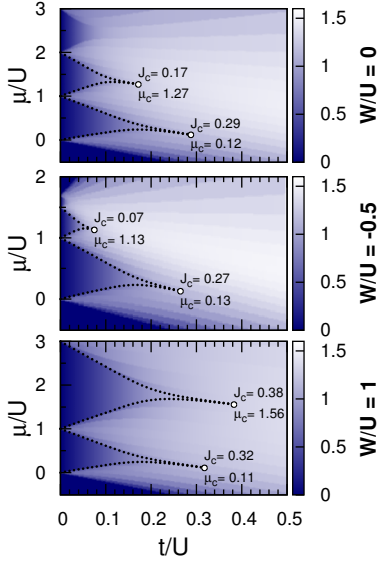


Figure 17 The phase diagrams of one-dimensional system described by the Hamiltonian (81) for different values of the three-body interactions W . Open circles mark the transition from MI to SF, as estimated from the exact diagonalization of small systems and extrapolated to the thermodynamic limit. In the background of each phase diagram, the density plots of the correlation function $\langle \hat{a}_i^\dagger \hat{a}_j \rangle$ are visualized. For $\rho = 1$, the insulating phase does not change significantly, but for $\rho = 2$ the size of the MI phase crucially depends on the three-body interaction parameter. Figure adopted from (Sowiński, 2012).

phase is present in the system. With increasing tunneling, the system undergoes a second-order phase transition to a normal SF phase. On this basis, in (Sowiński *et al.*, 2013) the model with large but finite repulsive W was discussed, where it was shown that the critical exponents and the central charge governing the quantum phase transition have repulsion-dependent features. In consequence, the model (81) with attractive two-body and repulsive three-body interactions extends the list of known systems violating the universality hypothesis. While some of these models seem unrealistic at first, it is also known how to control the relative strength of three-body interactions, as exemplified in (Mazza *et al.*, 2010) for Raman induced couplings. A more recent work (Daley and Simon, 2013) has shown how to engineer practically at will three-body interactions via photon-assisted tunneling.

E. Multi-orbital dressing of off-site processes

While the last section shows how on-site properties, i.e. the on-site wave function and the energy U , are influenced by orbital degrees of freedom, in the following their impact on off-site properties is discussed. As a result of the population of higher orbitals, the effective wave function overlap of particles on neighboring lattice sites changes. This leads to modified amplitudes of the tunneling and the off-site interactions (Sec. III.B). Since the occupation of higher orbitals is

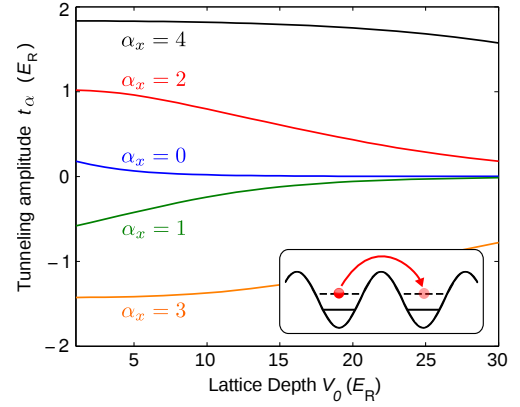


Figure 18 Single-particle tunneling matrix elements t^α for the lowest five bands as a function of the lattice depth V_0 . — Figure from (Lühmann *et al.*, 2012). —

typically few percents or lower, one would expect the effect on the hopping to be only marginal. However, as shown in Fig. 18 the tunneling matrix elements J^α in higher bands can be exponentially large compared with the lowest band. Therefore, the tunneling in higher orbitals can have a large net effect on the total tunneling amplitude. In optical lattices, the effect of bosonic tunneling in higher bands were discussed by variational mean-field methods (Dutta *et al.*, 2011; Hazzard and Mueller, 2010; Larson *et al.*, 2009; Li *et al.*, 2006) (see Sec. IV.B) and by numerical exact methods mainly restricted either to double- or triple-well systems, e.g. (Cao *et al.*, 2011; Sakmann *et al.*, 2009, 2010). The effect was also discussed for experiments with Bose-Fermi mixtures (Jürgensen *et al.*, 2012; Lühmann *et al.*, 2008; Lutchny *et al.*, 2009; Mering and Fleischhauer, 2011).

When dealing with both lattice and orbital degrees of freedoms, one could be tempted to formulate the multi-orbital Hubbard model, i.e.

$$\hat{H} = - \sum_{\langle i,j \rangle, \alpha} t^\alpha \hat{b}_i^{\alpha\dagger} \hat{b}_j^\alpha + \sum_{i, \alpha} \epsilon^\alpha \hat{n}_i^\alpha + \frac{1}{2} \sum_{i, \alpha\beta\gamma\delta} U^{\alpha\beta\gamma\delta} \hat{b}_i^{\alpha\dagger} \hat{b}_i^{\beta\dagger} \hat{b}_i^\gamma \hat{b}_i^\delta, \quad (82)$$

(compare with Eq. (76)). Here, t^α is the tunneling amplitude between neighboring sites i and j in band α (64). Although this model is already a strong simplification of the full two-body Hamiltonian (66) as it disregards any off-site interactions, the complexity of this problem is enormous. The idea is therefore to switch from the non-interacting basis to a basis that is more adapted regarding the interactions. This basis is constructed from the solution of the multi-orbital on-site problem (76) as described in (Bissbort *et al.*, 2012; Jürgensen *et al.*, 2012; Lühmann *et al.*, 2012). Since we restrict the single-site solutions only to the lowest energy state, we truncate the basis thereby to a single band, which is constructed from correlated single-site states (77). By construction, the second and the third term of Eq. (82) are diagonal in this basis. In particular, the on-site interaction in the *dressed band*

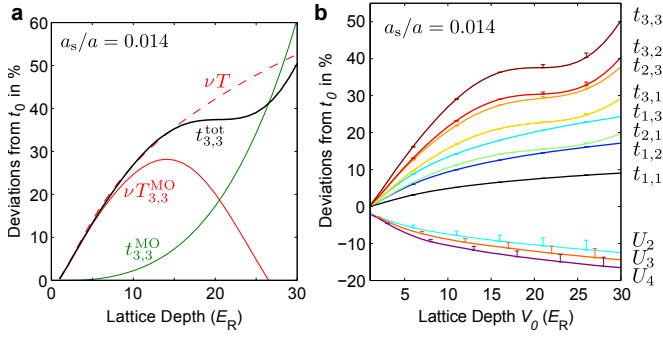


Figure 19 (a) Contributions to the effective tunneling $t_{n_j, n_i}^{\text{tot}}$ with $n_i = n_j = 3$ by multi-orbital tunneling t_{n_j, n_i}^{MO} , density-induced tunneling T , and multi-orbital density-induced tunneling T_{n_j, n_i} , where the latter two scale with the prefactor $\nu = n_i + n_j - 1$. The total tunneling is the sum of the two multi-orbital dressed processes. The plot shows the deviations from the single-particle tunneling t as a function of the lattice depth V_0 . (b) Occupation-dependent total tunneling $t_{n_j, n_i}^{\text{tot}}$ and on-site interactions U_n for a box-shaped interaction potential (width of $W = 5$ nm and a lattice constant $a = 377$ nm). The results are only weakly affected by changes in the scattering potential (error bars correspond to $W = 25$ nm). — Figure from (Lühmann *et al.*, 2012). —

is given by (the operators within the dressed band are denoted with a tilde)

$$\sum_i U_{\tilde{n}_i} \tilde{n}_i (\tilde{n}_i - 1). \quad (83)$$

The on-site interaction parameter, which is occupation dependent, can be expressed formally as a projection $U_{\tilde{n}_i} = \mathcal{P}_i^\dagger \sum_n U_n |\tilde{n}\rangle_i \langle \tilde{n}|_i \mathcal{P}_i$. Here, U_n are the eigenenergies normalized per particle pair (78), and \mathcal{P}_i projects the many-site state to site i .

It is important to note that other processes such as the **The** multi-orbital tunneling matrix element is also transformed in **into** the dressed basis. Since the orbital dressing is a basis transformation that is block diagonal with respect to the particle subspaces, the usual commutation relations $[\tilde{b}_i, \tilde{b}_j^\dagger] = \delta_{ij}$ are fulfilled. The appropriate procedure of the transformation to the interaction-dressed basis is described in Sec. X. From a practical point of view, it is important that once the Hamiltonian is expressed in the dressed basis it remains a single-band lattice problem (compare Eq. (84)). It is inherently occupation-dependent, but has otherwise the same complexity as the single-band Hubbard Hamiltonian. The dressed-band model allows to apply standard single-band methods to calculate the phase diagram such as e.g. the mean-field or quantum Monte-Carlo approaches.

F. Multi-orbital occupation-dependent Hamiltonians

The multi-orbital dressing of both interactions and tunneling leads to intrinsically occupation-dependent Hubbard models. As discussed in Sec. IV.C and Sec. IV.E, the multi-orbital renormalization of the on-site interaction, tunneling

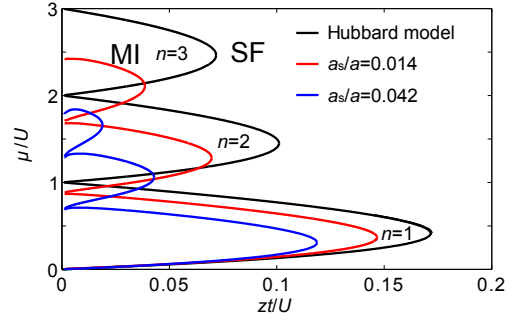


Figure 20 Phase diagrams showing the superfluid (SF) to Mott-insulator (MI) transition for the generalized multi-orbital-dressed Hubbard Hamiltonian (84) in the Gutzwiller approximation. The phase boundaries are plotted for the interaction strengths $a_s/a = 0.014$ (red, ^{87}Rb parameters) and $a_s/a = 0.042$ (blue) as well as for the Bose-Hubbard model (black). — Figure from (Lühmann *et al.*, 2012). —

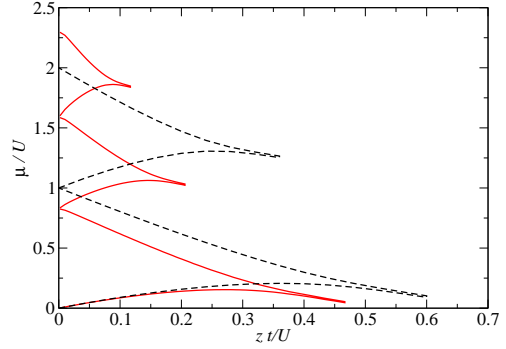


Figure 21 Superfluid to Mott-insulator transition in one dimension for the generalized Hubbard Hamiltonian (84) including density-induced tunneling and multi-orbital effects (solid red line). The phase diagram is obtained by means of a TEBD algorithm with 100 lattice sites for an interaction strength $a_s/a = 0.014$ and a vertical confinement of $34.8 E_R$. The dashed black line corresponds to the Bose-Hubbard model. — Figure from (Łaĉki *et al.*, 2013). —

and other off-site processes causes the amplitudes to depend on the particle numbers on the participating sites. In optical lattices, the multi-orbital corrections can be on the same order of magnitude as the density-induced tunneling as discussed in Sec. III.B. Therefore, the combination of both effects is essential for a correct description.

In the multi-orbital dressed band (Sec. IV.E), the occupation-dependent Hamiltonian for bosons in an optical lattice is given by (Lühmann *et al.*, 2012)

$$\hat{H} = - \sum_{\langle i, j \rangle} \tilde{b}_i^\dagger \tilde{b}_j t_{\tilde{n}_j, \tilde{n}_i} - \sum_{\langle i, j \rangle} \tilde{b}_i^\dagger (\tilde{n}_i + \tilde{n}_j) \tilde{b}_j T_{\tilde{n}_j, \tilde{n}_i} + \frac{1}{2} \sum_i U_{\tilde{n}_i} \tilde{n}_i (\tilde{n}_i - 1), \quad (84)$$

where the second term represents the density-induced tunnel-

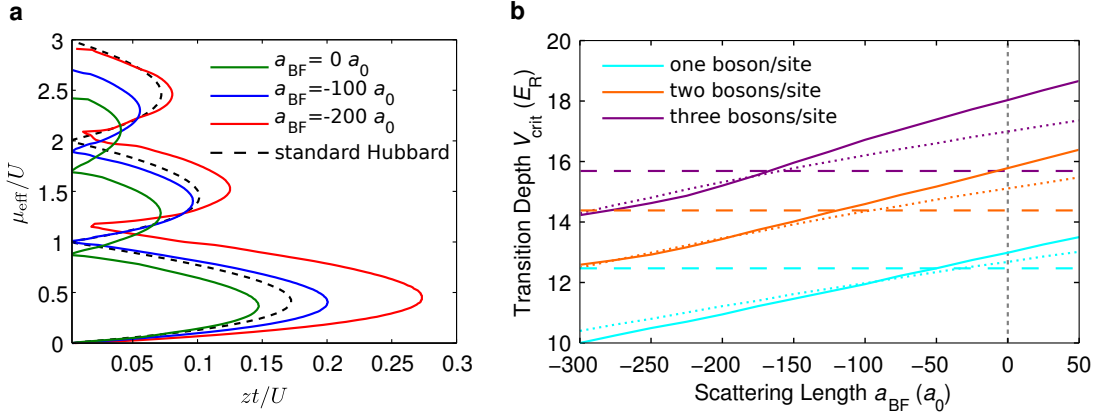


Figure 22 **a** Phase diagram for the superfluid to Mott-insulator transition of bosons interacting attractively with a fermionic band-insulator. The predictions of the standard Hubbard models are shown as a dashed black line. The attractive interaction effectively reduces the total tunneling resulting and extends Mott insulating phases in dependence on the interspecies scattering length a_{BF} . **b** The critical lattice depth of the superfluid to Mott-insulator transition as a function of the interspecies scattering length a_{BF} . The transition occurs at significantly shallower lattices than in the purely bosonic system ($a_{\text{BF}} = 0$). The dashed lines correspond to the standard Bose-Fermi Hubbard model (61) and the dotted lines to the generalized lowest-band model (62) with density-induced tunneling in Sec. III.D. — Figure from (Jürgensen *et al.*, 2012). —

ing (see Eq. (47) with $V, P = 0$). The total tunneling consists of normal and density-induced tunneling, both of which effectively include higher orbital processes. For a given occupation of lattice site i and j , the total tunneling can be evaluated as

$$t_{n_j, n_i}^{\text{tot}} = t_{n_j, n_i} + (n_i + n_j - 1)T_{n_j, n_i}, \quad (85)$$

where its individual contributions are shown in Fig. 19(a) as a function of the lattice depth. Note that both density-induced tunneling and the amount of multi-orbital corrections scale with the interaction strength. In shallow lattices, the multi-orbital renormalization of the tunneling and bond-charge tunneling is in general weak and gets substantial only at intermediate lattice depths ($V_0 \gtrsim 15E_R$). Interestingly, the higher-orbital contributions of tunneling and bond-charge interaction partly compensate each other at intermediate lattice depths. Figure 19(b) demonstrates the occupation dependency of the total tunneling amplitude $J_{n_j, n_i}^{\text{tot}}$ for different occupations n_i and n_j .

Using perturbative mean-field theory (van Oosten *et al.*, 2001), occupation-dependent amplitudes such as $t_{n_i \pm 1, n_i}^{\text{tot}}$ must be approximated by $t_{n_i, n_i}^{\text{tot}}$. However, Gutzwiller calculations for the ground state without this restriction give very similar results. The phase diagram is shown in Fig. 20 for two different interaction strengths a_s as a function of zt/U , where $z = 6$ is the number of nearest neighbors for three-dimensional cubic lattices. The superfluid phase is enlarged for repulsive interactions and the tips of the Mott lobes are shifted towards smaller values of zt/U . This corresponds to a significant shift of the critical lattice depth of the superfluid to Mott insulator transition due to an effectively increased tunneling and reduced on-site interaction. The deformation along the μ/U axis is due to the occupation-dependent on-site interaction U_n . Phase diagrams for 1D and 2D lattices are computed in Ref. (Łański *et al.*, 2013) using mean-field

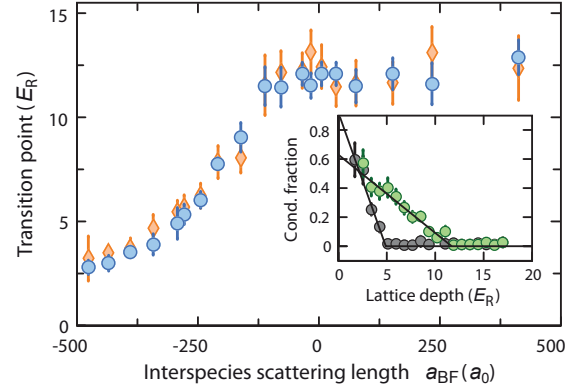


Figure 23 Superfluid to Mott insulator transition in a mixture of bosonic ^{87}Rb and fermionic ^{40}K atoms, where the interspecies interaction a_{BF} was tuned by using a Feshbach resonance. The diamonds and circles represent experimental results for a ratio 0.5 and 0.75 of ^{40}K to ^{87}Rb atoms, respectively. The transition point has been determined as the point of vanishing condensate fraction of ^{87}Rb (inset). — Figure from (Best *et al.*, 2009). —

and the time evolving block decimation algorithm (TEBD) in 1D. The corresponding phase diagram is shown in Fig. 21, where the Mott lobes are affected in the same way as in the mean-field treatment. In addition to the band-dressing technique discussed here, also direct-space quantum Monte-Carlo methods have been applied using different interaction potentials (Pilati and Troyer, 2012). Experimentally, the shift of this transition has been studied for a filling $n = 1$ and tunable interactions (Mark *et al.*, 2011). In general, however, the shift is considerably more pronounced for higher fillings since the density-induced tunneling and the multi-orbital renormalization scale with the particle number.

Another example for the realization of occupation-

dependent models are Bose-Fermi mixtures, where effects of higher bands were discussed in Refs. (Jürgensen *et al.*, 2012; Lühmann *et al.*, 2008; Lutchyn *et al.*, 2009; Mering and Fleischhauer, 2011). Here, the on-site energy (Sec. IV.C) and multi-orbital dressing of the tunneling (Sec. IV.E) must be treated in a many-particle product basis of n bosons and n_F fermions. In addition, also density-induced tunneling T (boson-assisted) and T_{BF} (fermion-assisted) crucially affect the phase diagram as discussed in Sec. III.D. Therefore, it is important to treat both effects at the same time (Jürgensen *et al.*, 2012; Mering and Fleischhauer, 2011). Using the simplification of a fermionic band insulator ($n_F = 1$), where all fermionic degrees of freedom are frozen out, the system can be described using an effectively bosonic Hamiltonian (cf. Eq. (62))

$$\begin{aligned} \tilde{H} = & - \sum_{\langle i,j \rangle} \tilde{b}_i^\dagger \tilde{b}_j (t_{\tilde{n}_j, \tilde{n}_i} + 2T_{\text{BF}, \tilde{n}_j, \tilde{n}_i}) \\ & - \sum_{\langle i,j \rangle} \tilde{b}_i^\dagger (\tilde{n}_i + \tilde{n}_j) \tilde{b}_j T_{\tilde{n}_j, \tilde{n}_i} \\ & + \sum_i E_{\tilde{n}_i} - \mu \sum_i \tilde{n}_i. \end{aligned} \quad (86)$$

In this case, the on-site energy for n bosons is given by

$$E_n = n\epsilon_{\text{B},n} + \epsilon_{\text{F},n} + \frac{1}{2}n(n-1)U_n + nU_{\text{BF},n}, \quad (87)$$

containing the occupation-dependent (repulsive) interaction energies between the bosons U_n and (attractive) interaction between bosons and fermions $U_{\text{BF},n}$ as well as single-particle energies $\epsilon_{\text{B},n}$ and $\epsilon_{\text{F},n}$ of higher orbitals. In analogy to the purely bosonic system, the critical point of the superfluid to Mott-insulator transition is affected. The phase diagram and the critical lattice depth are shown for a ^{87}Rb - ^{40}K mixture in Fig. 22. In the Bose-Fermi-Hubbard model the transition does not depend on the boson-fermion interaction (dashed lines in Fig. 22b), whereas the generalized occupation-dependent Hamiltonian predicts a strong dependency on the interspecies scattering length. This strong shift of the superfluid to Mott-insulator transition was also observed experimentally (Best *et al.*, 2009; Günter *et al.*, 2006; Ospelkaus *et al.*, 2006b). In Ref. (Best *et al.*, 2009), the interspecies interaction a_{BF} was tuned by a Feshbach resonance, which allows observing the shift of the Mott transition point as function of the interspecies interaction. The transition point shown in Fig. 23 was obtained by measuring the condensate fraction of ^{87}Rb . For $a_{\text{BF}} < 200a_0$ the experiment finds a shift of the transition which is even stronger than theoretically expected (Fig. 22b). However, for $a_{\text{BF}} < 200a_0$ the experiments observe also a strong increase in the particle loss indicating additional processes such as a redistribution of the bosonic atoms. Note that the experimental lattice ramping procedure can also cause a drop of the bosonic coherence due an adiabatic heating. The latter is caused by different contributions of the atomic species to the total entropy (Cramer, 2011; Cramer *et al.*, 2008). For repulsive interaction, one would expect a phase separation of bosonic and

fermionic atoms when the interspecies interactions exceeds the intraspecies interaction of the bosons. Hence, if the interspecies interaction is large enough the bosonic Mott transition is not longer influenced directly by the presence of the fermions. However, the redistribution of bosonic atoms possibly cause higher bosonic filling factors and thereby affects the transition point.

V. HUBBARD MODELS IN EXCITED BANDS

Up to now, we restricted our considerations to a single band, and took effects of higher bands only in an effective theory into account. However, by actively exploiting these higher bands, one may open access to studying orbital physics in optical lattices, with exciting prospects, as reviewed in (Lewenstein and Liu, 2011): Multi-orbital physics can lead to unconventional superfluid states (Öschlager *et al.*, 2013, 2011; Soltan-Panahi *et al.*, 2012; Wirth *et al.*, 2010), or additional Mott-insulator phases where atoms localize after undergoing a Tonks-Girardeau-like transition (Alon *et al.*, 2005a). Manipulating atoms in higher bands, one may also induce various topological phenomena (Li *et al.*, 2013; Sun *et al.*, 2012), and one can go beyond the integer quantum Hall effect that may be obtained in the s -orbitals of an optical honeycomb lattice subject to a synthetic gauge field (Alba *et al.*, 2011; Goldman *et al.*, 2010; Hauke *et al.*, 2012; Kitagawa *et al.*, 2010)—in the flat p -bands of such a lattice, exotic incompressible states analogous to the Laughlin fractional quantum-Hall liquid can be created (Wu *et al.*, 2007). Several groups have now achieved loading and manipulating ultracold atoms in higher (such as p -) bands (Anderlini *et al.*, 2007; Browaeys *et al.*, 2005; Köhl *et al.*, 2005; Müller *et al.*, 2007; Öschlager *et al.*, 2013, 2011, 2012; Wirth *et al.*, 2010). Techniques such as lattice ramping or radio frequency pulses have been used to transfer atoms from the s -band to higher bands. There, they can stay in a metastable state for a long time, allowing a detailed study of the effects of orbital degeneracy.

In a broader context, such studies may give important insight into the behavior of strongly-correlated electrons in solid-state samples. In many materials, such as transition metal oxides (Tokura and Nagaosa, 2000), orbital effects play a fundamental role, signing responsible for several important material properties, such as colossal magnetoresistance, ferroelectricity, unconventional superconductivity, or charge ordering. In many instances, novel quantum phases emerge due to the coupling of the orbital degree of freedom to the charge, spin, or lattice degrees of freedom (Khaliullin, 2005; Kugel and Khomskii, 1982). But such coupling not only generates interesting effects, it also complicates the theoretical treatment. It is, therefore, desirable to study simpler systems where the orbital degree of freedom is decoupled from all others. Here, ultracold atoms provide an ideal tool; loaded into higher bands of optical lattices, they allow to analyse orbital dynamics in a well-controlled environment, including orbital-only models of single-species (spinless) fermions.

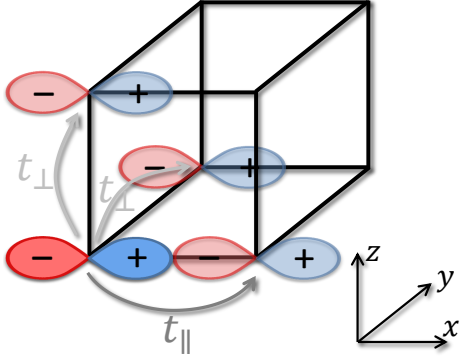


Figure 24 Orbital tunneling, exemplified for the p_x orbital. Due to the odd parity of p orbitals [indicated by “-” (red) and “+” (blue)], a fermion in a given p_x -orbital (solid dumbbell) can tunnel only into neighboring p_x -orbitals (semi-transparent dumbbells). Since the hopping amplitude is given by the overlap of the anisotropic p -Wannier functions, one has typically $|t_{\parallel}| \gg |t_{\perp}|$, with $t_{\parallel} = t_{x,x}$ and $t_{\perp} = t_{x,y} = t_{x,z}$. Moreover, the odd parity results in different signs, $\text{sgn}(t_{\perp}) = -\text{sgn}(t_{\parallel})$.

A. A three-color p -band Hubbard model in optical lattices

As a first illustrative example for a non-standard Hubbard model in higher bands, we review in this section a three-color model describing spinless fermions in the p -band orbitals of an optical lattice close to an optical Feshbach resonance. The considered model hosts unconventional phases already in the simple cubic lattice, such as a phase with ‘axial orbital order’ in which p_z and $p_x + ip_y$ (or $p_x - ip_y$) orbitals alternate, thus breaking spatial and time-reversal symmetry (Hauke *et al.*, 2011).

To derive the Hubbard model for ultracold atoms in higher optical-lattice bands, one can proceed similarly to the derivation of the standard Hubbard model of spin-less particles, Eq. (14), explained in Sec. II.B. Generalizing Eq. (13), we expand the field operators in the Wannier basis of the higher band,

$$\hat{\Psi}(\mathbf{r}) = \sum_{i=1}^N \sum_{\mu=x,y,z} w_i^{\mu}(\mathbf{r}) \hat{f}_i^{\mu}. \quad (88)$$

Here, the operator \hat{f}_i^{μ} destroys a fermion in the orbital p_{μ} at site i . The corresponding Wannier function $w_i^{\mu}(\mathbf{r})$ is a product of p_{μ} function for μ and lowest s functions for remaining directions. Using this expansion, the dynamics of ultracold atoms in higher optical-lattice bands can be described by the non-standard Hubbard model

$$\begin{aligned} \hat{H} = & - \sum_{i=1}^N \sum_{\mu,\nu=x,y,z} t_{\mu,\nu} (\hat{f}_i^{\mu} \dagger \hat{f}_{i+\mathbf{e}_{\nu}}^{\mu} + h.c.) \\ & + \sum_{i=1}^N \sum_{\mu,\nu,\mu',\nu'=x,y,z} V_{\mu,\nu,\mu',\nu'} \hat{f}_i^{\mu} \dagger \hat{f}_i^{\nu'} \dagger \hat{f}_i^{\mu} \hat{f}_i^{\nu}. \end{aligned} \quad (89)$$

The geometry that we consider here is a simple cubic lattice with spacing set to 1, and with unit vector \mathbf{e}_{ν} in direction $\nu =$

x, y, z . The nearest-neighbor tunneling matrix element $t_{\mu,\nu}$ describes the hopping of fermions in orbital p_{μ} along the direction \mathbf{e}_{ν} . As illustrated in Fig. 24, due to the odd parity of p -orbital Wannier wave functions, this tunneling does not couple orbitals with different principal axis. In conjunction with the anisotropy of the p -orbital, the tunneling becomes direction and orbital dependent (Isacsson and Girvin, 2005; Kuklov, 2006; Liu and Wu, 2006), $t_{\mu,\nu} = t_{\parallel} \delta_{\mu,\nu} + t_{\perp} (1 - \delta_{\mu,\nu})$. This spatial dependence is responsible for a good part of the rich physics of ultracold atoms in higher bands.

Additionally, Hamiltonian (89) contains an on-site inter-orbital interaction term $V_{\mu,\nu,\mu',\nu'}$. Typically, the interaction between fermionic atoms at low temperatures is weak. The reason is that the Pauli exclusion principle only allows scattering in high partial-wave channels (p, f , etc.), which are suppressed at low temperatures due to the angular momentum barrier. To realize strongly-correlated phases, however, strong fermion-fermion interactions are desirable. One way to increase the elastic scattering cross section is to employ a Feshbach resonance (FR) (Chin *et al.*, 2010). Typically, the FRs are generated by coupling channels in the electronic ground state through magnetic fields. For the case of p -waves, however, this method usually leads to significant atom losses through three-body inelastic collisions (Günter *et al.*, 2005; Regal *et al.*, 2003; Schunck *et al.*, 2005; Zhang *et al.*, 2004).

As discussed in (Goyal *et al.*, 2010; Hauke *et al.*, 2011) optical Feshbach resonances (OFRs) (Thalhammer *et al.*, 2005; Theis *et al.*, 2004) should allow to enhance the p -wave scattering cross section while avoiding strong losses due to three-body recombination. Additionally, the OFR provides for a high degree of control, since, e.g., one can adjust the ratio of interaction strengths among different p -orbitals. In contrast to previous sections such as Sec. III.B, we consider here a regime where the interactions remain sufficiently small to allow neglecting off-site contributions.

In (Hauke *et al.*, 2011), it was shown that in this case Hamiltonian (89) takes the form

$$\begin{aligned} \hat{H} = & - \sum_{i=1}^N \sum_{\mu,\nu=x,y,z} t_{\mu,\nu} \left(\hat{f}_i^{\mu} \dagger \hat{f}_{i+\nu}^{\mu} + h.c. \right) \\ & + \sum_{i=1}^N \left[V_1 \hat{n}_i^x \hat{n}_i^y + V_2 (\hat{n}_i^x \hat{n}_i^z + \hat{n}_i^y \hat{n}_i^z) \right. \\ & \left. + \left(iV_3 \hat{f}_i^x \dagger \hat{f}_i^y \hat{n}_i^z + h.c. \right) \right]. \end{aligned} \quad (90)$$

Here, $\hat{n}_i^{\mu} = \hat{f}_i^{\mu} \dagger \hat{f}_i^{\mu}$ is the number operator for fermions in orbital μ at site i . Due to the OFR, the relative strengths and signs of $V_{1,2,3}$ can be varied by changing the detuning of the OFR laser or the strength of a Zeeman splitting between internal atomic states. The terms V_1 and V_2 denote usual on-site density-density interactions. Additionally, the OFR leads to the orbital-changing term V_3 . Physically, it transforms p_x into p_y particles (and *vice versa*). This allows them to explore the entire xy plane, instead of being confined to a one-

dimensional line, as is usually the case as long as t_{\perp} can be neglected (Zhao and Liu, 2008).

Hamiltonian (89) generalizes the Hubbard-like models of Refs. (Miyatake *et al.*, 2009; Rapp *et al.*, 2008, 2007; Tóth *et al.*, 2010; Wu, 2008; Zhao and Liu, 2008). For the special case of $V_1 = V_2$ and $V_3 = 0$, Hamiltonian (89) reduces to the SU(3) symmetric Hubbard model. One can visualize p -band fermions as particles carrying a color index representing the p_x , p_y , and p_z orbital state. Then, Hamiltonian (89) describes a three-color fermion model with color-dependent interaction $V_{1,2}$, a novel color-changing term V_3 , and spatially anisotropic and color-dependent tunneling $t_{\mu,\nu}$. Since the V_3 term explicitly breaks time-reversal symmetry (TRS), we can expect it to lead to novel phases reflecting that intriguing property that lies at the heart of the topological-insulator states (Hasan and Kane, 2010).

An important limiting case of Hamiltonian (89) is the one where interactions dominate over tunneling terms, the so called strong-coupling limit. In Hubbard models of spinful s -band fermions, this limit leads to the emergence of Heisenberg and $t - J$ models, which are relevant for high- T_c superconductivity. Different from these situations, in the case studied in reference (Hauke *et al.*, 2011), three orbital instead of two spin states are involved.

In the strong-coupling limit of Hamiltonian (89),

$$|t_{\parallel}| \ll V_1, \quad |t_{\parallel}| \ll V_2 - V_3, \quad \text{and} \quad |t_{\parallel}| \ll V_2 + V_3, \quad (91)$$

at average p -band filling of $1/3$, the low-energy manifold consists of states with one p -band particle per site. Since $|t_{\perp}| \ll |t_{\parallel}| \equiv t$, one can safely neglect perpendicular tunneling t_{\perp} in this limit (Zhao and Liu, 2008).

The low-energy states are coupled via virtual hopping that induces exchange interactions between nearest neighbor orbitals (see Fig. 25). The resulting physics within the low-energy manifold is captured in an effective Hamiltonian that can be derived from second-order perturbation theory. Following this approach and treating the tunneling t in (89) as a perturbation, one obtains the effective Hamiltonian for the low-energy manifold at $1/3$ filling

$$\begin{aligned} \hat{H}_{\text{eff}} = & - \sum_i \left\{ \sum_{\mu=x,y,z} J_{\mu} \hat{n}_i^{\mu} (2 - \hat{n}_{i+\mu}^{\mu} - \hat{n}_{i-\mu}^{\mu}) \right. \\ & + \sum_{\mu=x,y} (J_2 - J_1) \hat{n}_i^{\mu} (\hat{n}_{i+\mu}^z + \hat{n}_{i-\mu}^z) \\ & \left. + J_3 \left[i \hat{f}_i^y \dagger \hat{f}_i^x (\hat{n}_{i+z}^z + \hat{n}_{i-z}^z) + \text{h.c.} \right] \right\}. \end{aligned} \quad (92)$$

The resulting model is characterized by nearest-neighbor orbital interactions and the ‘correlated orbital-flipping’ term $\sim J_3$. To write this model more compactly, we have used $\hat{n}_i^x + \hat{n}_i^y + \hat{n}_i^z = 1$, and defined

$$J_1 \equiv t^2/V_1, \quad (93)$$

$$J_2 \equiv t^2 V_2 / (V_2^2 - V_3^2), \quad (94)$$

$$J_3 \equiv t^2 V_3 / (V_2^2 - V_3^2), \quad (95)$$




Figure 25 Sketch of the virtual hopping processes at p -band filling one-third (one p -band particle per site) leading to the effective Hamiltonian (92). If neighboring particles are in different orbitals p_{μ} and p_{ν} (abbreviated by μ and ν , respectively), and if they are connected by a bond in μ or ν direction, a particle can tunnel with amplitude t (blue) to a neighboring site (leftmost column). There, it experiences on-site interaction (green processes, second column). Due to the anisotropic tunneling, only the same particle can tunnel back (third column). Rightmost column: for the processes J_1 and J_2 , the final configuration is the same as the initial one, but in the orbital-changing process J_3 an x -particle has changed into a y -particle (bottom sketch). Neglecting t_{\perp} , the sketched processes – plus the ones obtained by interchanging x and y – are the only ones that can occur. — Figure from (Hauke *et al.*, 2011). —

as well as $J_x = J_y = J_1$, $J_z = J_2$. For $V_3 = 0$, $V_1 = V_2$, Hamiltonian (92) reduces to terms of the form $J_{\mu} \hat{n}_i^{\mu} \hat{n}_{i\pm\mu}^{\mu}$, a hallmark of the quantum 3-state Potts model.³

For positive couplings $J_{1,2}$, the first term of Hamiltonian (92) favors any configuration where the orbitals at neighboring sites differ, while for negative $J_{1,2}$ it favors configurations where the orbitals at neighboring sites are equal. The second term favors an alternating pattern between p_z - and not p_z -particles if $J_2 > J_1$, and an alternating pattern between p_x and p_y if $J_2 < J_1$. The competition between these terms leads to the appearance of three different phases (Hauke *et al.*, 2011), c.f. the phase diagram in Fig. 26:

- (A) For $J_1 > J_2 + |J_3|/2$ and $J_1 > 0$, the system is in an *antiferro-orbital* phase: in each xy -plane, sites with p_x - and p_y -orbitals alternate, see Fig. 26, bottom right (similar to an antiferromagnetic Néel state in spin systems). Since p_x - and p_y -particles do not tunnel in z -direction, the xy -planes are decoupled. This phase has

³ Orbital order in a simpler model without OFR, and its relation to the Potts model were discussed by C. Wu in the unpublished version of the work of arXiv:0801.0888v1.

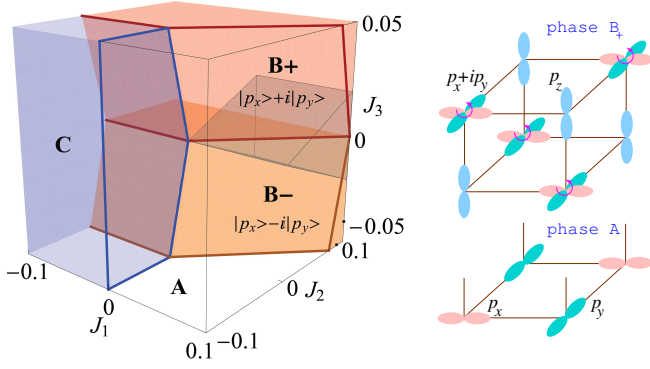


Figure 26 Left: Phase diagram of p -band Hubbard model, Eq. (92), at $1/3$ filling. One finds four phases: phase A with antiferro-orbital order (empty region), phases B_+ and B_- with axial orbital order (red/orange, for $J_3 \geq 0$), and phase C (blue) with tunneling completely frozen. The gray wedge indicates the region satisfying the strong-coupling conditions (91). Right: sketch of phases A and B_+ . In phase B_+ , $|p_z\rangle$ and $|p_x + ip_y\rangle$ orbitals alternate. Phase B_- can be visualized from this by replacing $|p_x + ip_y\rangle$ with $|p_x - ip_y\rangle$. — Figure from (Hauke *et al.*, 2011). —

also been found in the two-dimensional model considered in (Zhao and Liu, 2008), where $J_3 = 0$.

- (B) For $J_1 < J_2 + |J_3|/2$ and $J_2 > -|J_3|/2$, the ground state shows *axial orbital order*. The state is bipartite with $|p_z\rangle$ on one sublattice and $(|p_x \pm ip_y\rangle)/\sqrt{2}$ (for $J_3 \geq 0$, respectively) on the other sublattice (right panel of Fig. 26). The state $(|p_x \pm ip_y\rangle)/\sqrt{2}$ has *finite angular momentum*, whence this novel phase breaks TRS. At $J_3 = 0$, any superposition between $|p_x\rangle$ and $|p_y\rangle$ is degenerate, and TRS is restored.
- (C) For the case $J_1 < 0$ and $J_2 < -|J_3|/2$, the ground state is highly degenerate, consisting of any configuration where $\alpha\beta$ -planes are filled uniformly with p_α or p_β , where $\alpha\beta = xy, xz, yz$, thus preventing any tunneling. This phase, however, is not physical as it does not fulfill the strong-coupling requirements (91).

As shown in (Hauke *et al.*, 2011), the characteristic shape of the p -band orbitals provides a direct possibility for distinguishing the different phases experimentally. Due to the non-trivial p -orbital Wannier functions, signatures of the distinct phases appear in the momentum distribution that can be observed in standard time-of-flight images. Other complex orbital configurations can be obtained even for $J_3 = 0$ by considering non-cubic lattices such as triangular or Kagome lattices, where frustration effects decrease ordering tendencies (Zhao and Liu, 2008). These can be detected, for example, in noise-noise correlation functions.

As demonstrated by the simple example of spinless fermions in a cubic lattice, non-standard orbital Hubbard models allow for the exploration of exotic phenomena, such as time-reversal-symmetry breaking. At interfaces of two domains with opposite symmetry breaking, i.e., $p_x + ip_y$ and

$p_x - ip_y$, respectively, chiral zero mode fermions may arise, similar to the edge states in spin-Hall insulators (Hasan and Kane, 2010). In the above example, the time-reversal symmetry was broken due to the J_3 term that appeared as a consequence of using an optical Feshbach resonance to enhance interactions. However, as discussed in the next section, non-standard orbital Hubbard models offer also the possibility to observe the *spontaneous* formation of topological states (Li *et al.*, 2012; Sowiński *et al.*, 2013), adding an exciting new direction to the research on higher bands of optical lattices.

B. Time-reversal symmetry breaking of p -orbital bosons

In a recent proposal, Li and coworkers addressed the possibility of achieving spontaneous breaking of time-reversal symmetry using p_x and p_y orbitals in a one-dimensional lattice (Li *et al.*, 2012). This interesting construction may be realized assuming an optical lattice potential of the form

$$V_{\text{ext}}(\mathbf{r}) = V_x \sin^2(\pi x/a_x) + V_y \sin^2(\pi y/a_y) + \frac{m\Omega^2}{2} z^2, \quad (96)$$

for a highly nonsymmetric lattice with $V_y \gg V_x$. Assuming $V_x/a_x^2 = V_y/a_y^2$, within the harmonic approximation for the lattice sites p_x and p_y orbitals are degenerate (Li *et al.*, 2012). The asymmetric lattice depths and different lattice constants assure that the tunneling in the y direction is suppressed and that the system consists of a one-dimensional chain of quasi-isotropic sites. In this arrangement, the tunnelings for p_x and p_y orbitals in x direction differ in sign and in magnitude. The p -orbital bosons in such a lattice are argued to remain metastable (with a slow decay to s orbitals), similarly to double well experiments (Wirth *et al.*, 2010).

The Hubbard-like Hamiltonian obtained using appropriate Wannier functions (the product of Wannier functions in x and y as well as ground state of harmonic oscillator in z direction) reads (Sowiński *et al.*, 2013)

$$\hat{H} = \sum_j \hat{H}(j) - \sum_{\langle ij \rangle} [t_x \hat{a}_x^\dagger(i) \hat{a}_x(j) + t_y \hat{a}_y^\dagger(i) \hat{a}_y(j)]. \quad (97)$$

Here, the local, on-site Hamiltonian $\hat{H}(j)$ has the form

$$\hat{H}(j) = \sum_{\alpha=x,y} \left[E_\alpha \hat{n}_\alpha(j) + \frac{U_{\alpha\alpha}}{2} \hat{n}_\alpha(j)(\hat{n}_\alpha(j) - 1) \right] + \frac{U_{xy}}{2} [4\hat{n}_x(j)\hat{n}_y(j) + \hat{a}_x^\dagger(j)^2 \hat{a}_y(j)^2 + \hat{a}_y^\dagger(j)^2 \hat{a}_x(j)^2]. \quad (98)$$

All U 's represent contact interactions between different orbitals, and E_x and E_y are single particle energies. The Hamiltonian commutes with the operator for the total number of particles, $\hat{N} = \hat{N}_x + \hat{N}_y$, where $\hat{N}_\alpha = \sum_i \hat{n}_\alpha(i)$ [this is not valid for \hat{N}_x and \hat{N}_y separately, due to the last two terms in (98), which transfer *pairs* of bosons between different orbitals]. Thus the Hamiltonian has a global Z_2 symmetry related to the parity of the operator \hat{N}_y (choosing \hat{N}_x leads to

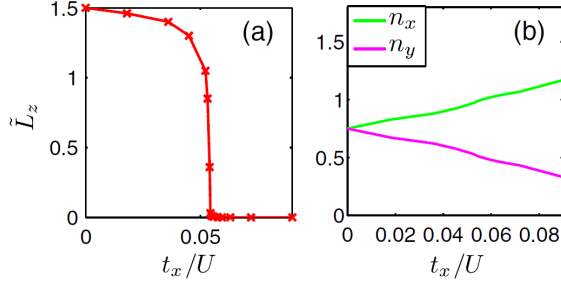


Figure 27 AFO-to-PO phase transition at filling 3/2 in the harmonic approximation. (a) staggered angular momentum (Z_2 order parameter) as a function of tunneling amplitude, for a fixed ratio of $|t_x/t_y| = 9$. Panel (b) shows the filling of p_x and p_y orbitals. Numerical results are obtained using DMRG. Reprinted figure with permission from X. Li, Z. Zhang, and W. V. Liu, *Phys. Rev. Lett.* **108**, 175302 (2012). Copyright (2012) by the American Physical Society.

the same conclusions), and it commutes with the symmetry operator $\mathcal{S} = \exp(i\pi\hat{N}_y)$.

By introducing angular-momentum-like annihilation operators $\hat{a}_\pm(j) = [\hat{a}_x(j) \pm i\hat{a}_y(j)]/\sqrt{2}$, the local part of the Hamiltonian (97) can be written in the form

$$\begin{aligned} \hat{H}(j) = & \frac{U}{2} \left[\hat{n}(j) \left(\hat{n}(j) - \frac{2}{3} \right) - \frac{1}{3} \hat{L}_z^2(j) \right] \\ & + \delta \left[(\hat{n}(j) - 1) \left(\hat{L}_+(j) + \hat{L}_-(j) \right) \right] \\ & + \lambda \left[\frac{1}{4} \hat{L}_z^2(j) - 3 \left(\hat{L}_+(j) - \hat{L}_-(j) \right)^2 - \hat{n}(j) \right], \end{aligned} \quad (99)$$

where $U = (U_{xx} + U_{yy})/2$, $\delta = (U_{xx} - U_{yy})/2$, and $\lambda = U_{xy} - U/3$ with $\hat{n}(j) = \hat{a}_+^\dagger(j)\hat{a}_+(j) + \hat{a}_-^\dagger(j)\hat{a}_-(j)$, and angular momentum operators $\hat{L}_z(j) = \hat{a}_+^\dagger(j)\hat{a}_+(j) - \hat{a}_-^\dagger(j)\hat{a}_-(j)$, $\hat{L}_\pm(j) = \hat{a}_\mp^\dagger(j)\hat{a}_\mp(j)/2$.

In the harmonic approximation, when the condition $V_x/a_x^2 = V_y/a_y^2$ leading to orbital degeneracy is fulfilled, one has $E_x = E_y$, and considerable simplifications occur. In particular $U_{xx} = U_{yy} = 3U_{xy} = U$, independently of the lattice depth. Thus, $\delta = \lambda = 0$ and $[\hat{H}(j), \hat{L}_z(j)] = 0$ (i.e. eigenvalues of $\hat{L}_z(j)$ become good quantum numbers). This is no longer true when proper Wannier functions are used. Even for deep optical lattices this leads to important differences between both approaches. Let us concentrate on the case of site filling of 3/2, as discussed in (Li *et al.*, 2012; Sowiński *et al.*, 2013). Consider the staggered angular momentum $\tilde{L}_z = \sum_j (-1)^j \langle \hat{L}_z(j) \rangle$, the Z_2 symmetry order parameter (Li *et al.*, 2012). In the harmonic approximation (Li *et al.*, 2012), two superfluid phases are observed. For low tunneling, the system shows anti-ferro-orbital (AFO) order with staggered orbital current of $p_x \pm ip_y$ type, which spontaneously breaks time-reversal symmetry. With increasing tunneling strength, a phase transition to a paraorbital (PO) superfluid is observed, where the staggered angular momentum \tilde{L}_z vanishes.

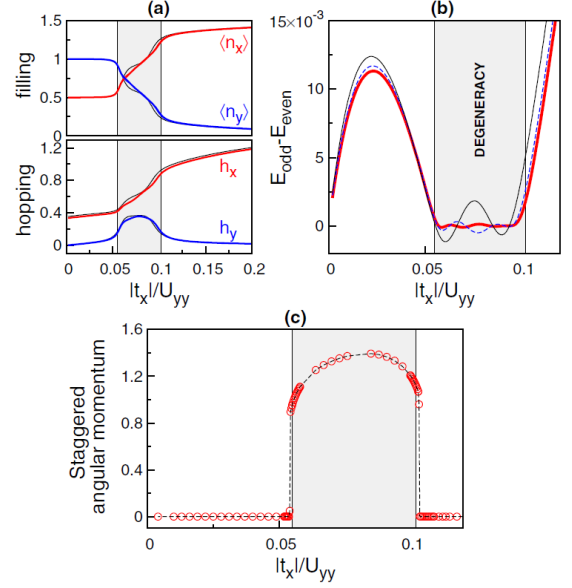


Figure 28 (a) Filling and hopping of the p_x (red line) and p_y (blue line) orbitals $\nu = 3/2$ obtained with ED method on a lattice with $L = 6$ sites. Results agree with corresponding results obtained for $L = 4$ (thick black lines) and DMRG calculations (not showed since practically not distinguishable from ED data). (b) The energy difference between the two ground states in even and odd subspaces of the eigenstates of the symmetry operator \mathcal{S} . The energies are obtained with the ED method on the lattice with $L = 4, 6$, and 8 sites (thin black, dashed blue, and thick red line respectively). Note that corresponding lines cross the zero energy L times. (c) Expectation value of the staggered angular momentum \tilde{L}_z/L as a function of tunneling obtained with DMRG on the lattice with $L = 64$ sites. Non vanishing value of \tilde{L}_z is present only in the region where ground state is degenerate. In all figures the shaded region denotes the range of tunnelings where the ground state of the system is degenerate in the thermodynamic limit. Adopted from (Sowiński *et al.*, 2013).

Interestingly, a quite different picture emerges when “proper” Wannier functions are used. Both δ and λ in (99) become different from zero, and, as a result, one has $[\hat{H}(j), \hat{L}_z(j)] \neq 0$, breaking the local axial symmetry. In (Sowiński *et al.*, 2013), the system has been studied via exact diagonalization for small systems of length $L = 4, 6$, and 8 with periodic boundary conditions. The lowest energy states in two eigen-subspaces of \mathcal{S} were found independently. Let us call these states $|G_{\text{even}}\rangle$ and $|G_{\text{odd}}\rangle$ with corresponding eigenenergies E_{even} and E_{odd} (subscripts even/odd correspond to even/odd number of bosons in orbital y). The state with lower energy is the global ground state (GS) of the system. In principle, it may happen that both lowest states have the same energy. In such a case, any superposition $\cos(\theta)|G_{\text{even}}\rangle + \sin(\theta)e^{i\varphi}|G_{\text{odd}}\rangle$ is a ground state of the system. In the thermodynamic limit, this $U(1) \times U(1)$ symmetry is spontaneously broken to Ising-like Z_2 symmetry and only one of two macroscopic states can be realized (Sowiński *et al.*, 2013).

Exact diagonalization in harmonically approximated sys-

tem gives for small tunnelings a degenerate GS, i.e. $|\mathbf{G}_{\text{even}}\rangle$ and $|\mathbf{G}_{\text{odd}}\rangle$ have the same energy, reproducing the results of (Li *et al.*, 2012). When the anharmonicity of the lattice wells is included, the picture changes (Fig. 28a): for small tunnelings, the GS realizes an insulating state in the p_y orbital with one boson per site, and a fractional superfluid state in the p_x orbital. No significant correlation $\langle \hat{a}_x^\dagger(j)\hat{a}_y(j) \rangle$ is found in this limit. In contrast, for large tunneling all particles occupy the p_x orbital in a superfluid phase, which is manifested by a large hopping correlation h_x , defined by

$$h_\alpha = \frac{1}{L} \sum_j \langle \hat{a}_\alpha^\dagger(j)\hat{a}_\alpha(j+1) \rangle, \quad (100)$$

where $\alpha = x, y$.

The most interesting physics takes place for intermediate tunnelings. Figure 28a, shows that there exists a particular tunneling value for which both orbitals are equally populated. In the vicinity of this point, the GS is degenerate (Fig. 28b). More precisely, the degeneracy occurs exactly for L different values of the tunneling within a certain finite range. The range of tunneling for which $E_{\text{odd}} - E_{\text{even}} = 0$ does not grow with lattice size, but saturates. This led the authors (Sowiński *et al.*, 2012) to claim that in the thermodynamic limit the degeneracy of the ground state is dynamically recovered in a certain well defined range of tunnelings. In this region, whenever the tunneling is changed, one particle is transferred between orbitals to minimize the energy. Since there is no corresponding term in the Hamiltonian, this transfer is directly related to the flip from one eigen-subspace of S to the other.

In the region of recovered degeneracy, both ground states $|\mathbf{G}_{\text{even}}\rangle$ and $|\mathbf{G}_{\text{odd}}\rangle$ have the same energy. However, in the thermodynamic limit, due to the einselection principle (Zurek, 2003), the macroscopic state that is realized physically should exhibit as low entanglement as possible. Minimizing the von-Neumann entropy of the single-site density matrix, two orthogonal ground states $|\mathbf{G}_\pm\rangle = (|\mathbf{G}_{\text{even}}\rangle \pm i|\mathbf{G}_{\text{odd}}\rangle)/\sqrt{2}$ with the lowest entropy are found. Importantly, an independent DMRG calculation revealed that the staggered angular momentum takes nonzero values for the intermediate tunneling region (compare Fig. 28b).

As it turns out, the proper treatment using Wannier functions (and not their harmonic approximation) leads to tunneling-induced restoration of degeneracy and results in time-reversal symmetry breaking (Sowiński *et al.*, 2013). The picture is quite different in the oversimplified harmonic approximation—even for deep lattices.

VI. HUBBARD MODELS WITH DYNAMICAL SPIN

A. Mutual interactions of atomic magnets

Weak dipolar interactions of magnetic moments of atoms, such as Chromium, Erbium, or Dysprosium introduce some additional effects that are present only if the spins of the atoms are free. Then (as opposed to frozen spins aligned along

the direction of an external magnetic field), the dipole-dipole interactions couple the spin of two particles to their orbital motion. As dipole-dipole interactions conserve the total angular momentum of interacting atoms, they do not conserve spin and orbital components separately. This simple observation leads directly to the Einstein-de Haas effect (Einstein and de Haas, 1915; Kawaguchi *et al.*, 2006), which in principle makes it possible to transfer spin to orbital angular momentum and vice versa. The effect is a macroscopic illustration of the fact that spin contributes to the total angular momentum of a system on the same footing as the orbital angular momentum, and it is the most spectacular manifestation of the spin dynamics driven by the dipolar interactions and coupled to the orbital motion.

In a more general case, when the axial symmetry condition is not met, the total angular momentum is not conserved. Spin-changing dipole-dipole interactions lead to a transfer of atoms from the ground to excited p or/and d states. In a lattice potential, such dipolar interactions with free spin couple the ground and excited bands of the lattice. Therefore, a very interesting class of Bose-Hubbard models appears naturally if spin changing collisions are in play that do not conserve total magnetization. The resulting necessity of taking into account the excited bands, with their relative occupation resulting from the spin-changing dynamics, significantly enriches the Bose-Hubbard physics.

A number of interesting phases of matter have been predicted theoretically in the context of orbital quantum states in optical lattices. One of the core objectives is the theoretical prediction of conditions under which quantum states with excited Wannier states, in particular those with finite orbital angular momentum, can be realized on demand in the optical lattice. Here, mutual dipolar interactions appear to be a very good candidate for the controlled production of chosen quantum states in higher bands.

An important feature of dipole-dipole interactions in the optical lattice is their high selectivity—there are very clear selection rules, which allow one to transfer angular momentum between certain, clearly defined spatial quantum states. These selection rules follows directly from the spatial symmetries of the system and energy conservation (Gawryluk *et al.*, 2007; Świsłocki *et al.*, 2011a). The resonant character of spin dynamics was recently observed in (de Paz *et al.*, 2013a). In this experiment, the first band excitations correspond to frequencies of $\omega/2\pi \approx 100$ kHz, which corresponds to energies significantly exceeding the dipole-dipole interaction energy $E_D/\hbar = 0.1$ kHz. The spin dynamics is possible only on the expense of the Zeeman energy if an external magnetic field is applied. The external magnetic field becomes therefore a very important knob triggering the dynamics and allowing to selectively choose the final band excitation. A theoretical prediction of the resonant values of this external magnetic field in realistic experimental situations is quite difficult, because the spatial shape of the wave function is modified by the presence of contact interactions between atoms (Pietraszewicz *et al.*, 2013).

The resonant magnetic field is typically on the order of tens or hundreds of micro-Gauss, making the observation of the Einstein-de Haas effect difficult at present. Since dipole-dipole interactions are very weak, the resonances are also very narrow. This means that experimental realization needs high precision. On the other hand, it guarantees that dipolar coupling is highly selective. By choosing an appropriate value of the magnetic field, one can tune the transition of atoms to a particular spatial state. Indeed, controlling dipolar interactions is the crucial point in working with dipolar systems. Such a control has been recently achieved in chromium condensates (Pasquiou *et al.*, 2010). It was shown that the external static magnetic field strongly influences the dipolar relaxation rate—there exists a range of magnetic field intensities where this relaxation rate is strongly reduced, allowing for the accurate determination of $S = 6$ scattering length for chromium atoms. In (Pasquiou *et al.*, 2011), a two-dimensional optical lattice and a static magnetic field are used to control the dipolar relaxation into higher lattice bands. In this work, evidence for the existence of the relaxation threshold with respect to the intensity of the magnetic field is shown. As the authors of (Pasquiou *et al.*, 2011) claim, such an experimental setup might lead to the observation of the Einstein-de Haas effect. In the recent experiment of the same group (de Paz *et al.*, 2013a), the resonant demagnetization of Chromium atoms in a 3D optical lattice was demonstrated.

In the following, we focus on a model system with on-site axial symmetry. The model discussed will show generic features of Bose-Hubbard systems with dipole-dipole interaction under conditions of free magnetization.

B. The many-body Hamiltonian

To describe interacting spin- S bosons, it is convenient to introduce the spinor field operator $\hat{\psi}_{m_S}(\mathbf{r})$ annihilating particles in the state m_S ($m_S = -S, \dots, S$). Then the many-body Hamiltonian can be divided to three parts,

$$\hat{H} = \hat{H}_0 + \hat{H}_C + \hat{H}_D. \quad (101)$$

The first part is the single-particle Hamiltonian and it has the following form:

$$\hat{H}_0 = \int d\mathbf{r} \sum_m \hat{\psi}_m^\dagger(\mathbf{r}) \left(\frac{\mathbf{p}^2}{2m} + V_{\text{ext}}(\mathbf{r}) - \gamma \mathbf{B} \cdot \mathbf{S} \right) \hat{\psi}_m(\mathbf{r}), \quad (102)$$

where, as before, m is the mass of the atom, $\mathbf{S} = (S_x, S_y, S_z)$ is an algebraic vector composed of spin matrices in appropriate representation, and γ is the gyromagnetic coefficient. We again take the external potential of the optical lattice V_{ext} in a quasi two-dimensional arrangement (23). The last term in (102) is responsible for the linear Zeeman shift due to a uniform magnetic field \mathbf{B} . In what follows, we assume that the field is directed along the z -axis and it is weak enough to neglect the quadratic Zeeman effect.

The short-range interactions of dipolar atoms are typically described by a pseudo-potential. It can be written in a very general form (Ho, 1998; Ohmi and Machida, 1998; Santos and Pfau, 2006),

$$\hat{H}_C = \frac{1}{2} \int d\mathbf{r} \sum_{s=0}^{2S} g_s \hat{\mathcal{P}}_s(\mathbf{r}), \quad (103)$$

where $\hat{\mathcal{P}}_s$ are projector operators on different total spins, and g_s is the s -wave scattering length for a total spin s and it is given by $g_s = 4\pi\hbar^2 a_s/M$.

The long-range dipolar Hamiltonian can be written as

$$\hat{H}_D = \frac{\gamma^2}{2} \int d\mathbf{r} d\mathbf{r}' : \frac{\hat{h}_D(\mathbf{r}, \mathbf{r}')}{|\mathbf{r} - \mathbf{r}'|^3} :, \quad (104)$$

with the Hamiltonian density $\hat{h}_D(\mathbf{r}, \mathbf{r}')$ (in the normal order as indicated by $: \dots :$) of the form

$$\hat{h}_D(\mathbf{r}, \mathbf{r}') = \hat{\mathbf{F}}(\mathbf{r}) \cdot \hat{\mathbf{F}}(\mathbf{r}') - 3 \left[\hat{\mathbf{F}}(\mathbf{r}) \cdot \mathbf{n} \right] \left[\hat{\mathbf{F}}(\mathbf{r}') \cdot \mathbf{n} \right]. \quad (105)$$

Here, $\hat{\mathbf{F}} = (\hat{F}_x, \hat{F}_y, \hat{F}_z)$ is an algebraic vector defined by $\hat{\mathbf{F}}(\mathbf{r}) = \sum_{ij} \hat{\psi}_i^\dagger(\mathbf{r}) \mathbf{S}_{ij} \hat{\psi}_j(\mathbf{r})$, and \mathbf{n} is the unit vector in the direction of $\mathbf{r} - \mathbf{r}'$. By introducing ladder operators for the spin degree of freedom

$$\hat{F}_\pm(\mathbf{r}) = \hat{F}_x(\mathbf{r}) \pm i\hat{F}_y(\mathbf{r}), \quad (106)$$

one can rewrite the density of the dipolar Hamiltonian as

$$\begin{aligned} \hat{h}_D(\mathbf{r}, \mathbf{r}') = & \frac{(1 - 3n_z^2)}{4} [4\hat{F}_z(\mathbf{r}')\hat{F}_z(\mathbf{r}) - \hat{F}_+(\mathbf{r}')\hat{F}_-(\mathbf{r}) - \hat{F}_-(\mathbf{r}')\hat{F}_+(\mathbf{r})] \\ & - \frac{3}{4}(n_x - in_y)^2 \hat{F}_+(\mathbf{r}')\hat{F}_+(\mathbf{r}) - \frac{3}{4}(n_x + in_y)^2 \hat{F}_-(\mathbf{r}')\hat{F}_-(\mathbf{r}) \\ & - \frac{3}{2}n_z(n_x - in_y) \left(\hat{F}_+(\mathbf{r}')\hat{F}_z(\mathbf{r}) + \hat{F}_z(\mathbf{r}')\hat{F}_+(\mathbf{r}) \right) \\ & - \frac{3}{2}n_z(n_x + in_y) \left(\hat{F}_-(\mathbf{r}')\hat{F}_z(\mathbf{r}) + \hat{F}_z(\mathbf{r}')\hat{F}_-(\mathbf{r}) \right). \end{aligned} \quad (107)$$

The form of (107) facilitates a physical interpretation of all terms. The first line represents dipolar interactions that do not lead to a change of the total magnetization of the field: the z -components of spin of both interacting atoms remain unchanged, or the z -component of one atom decreases by one while the z -component of the second atom increases by one. The second line collects terms describing processes where both interacting atoms simultaneously flip the z -axis projection of their spin: both by $+1$ or both by -1 . Notice that the respective terms are multiplied by the phase factor $(n_x \mp in_y)^2$. This corresponds to a change of the projection of the orbital angular momentum of atoms in their center of mass frame by -2 or 2 quanta. The last two lines describe processes in which the spin of one interacting atom is unchanged while the z -axis component of the spin of the other atom changes by ± 1 . This spin flipping term is multiplied by the phase factor $z(n_x \mp in_y)$, which signifies the change of the

z -projection of relative orbital angular momentum of interacting atoms by ∓ 1 . Evidently, the dipolar interactions conserve the z -projection of the total angular momentum of interacting atoms.

C. Two component model system with dynamical spin variable

The simplest model of the extended Bose-Hubbard system with dynamical spin variable was discussed in (Pietraszewicz *et al.*, 2012). In that model, realistic experimental parameters for spin-3 Chromium atoms confined in the 2D optical lattice were used. A significant simplification of the full many-body physics originates in choosing at each lattice site (x_i, y_i) only two basis wavefunctions ψ_a and ψ_b of the form

$$\begin{aligned}\psi_a(x, y, z) &= \mathcal{W}_0(x)\mathcal{W}_0(y)\mathcal{G}(z), \\ \psi_b(x, y, z) &= \frac{1}{\sqrt{2}} [\mathcal{W}_1(x)\mathcal{W}_0(y) + i\mathcal{W}_0(x)\mathcal{W}_1(y)] \mathcal{G}(z).\end{aligned}\quad (108)$$

The function $\mathcal{G}(z) = \sqrt[4]{\Omega_z/\pi} \exp(-z^2\Omega_z/2)$ is the ground-state wave function of the 1D harmonic oscillator in z direction, and the functions $\mathcal{W}_0(x)$ and $\mathcal{W}_1(x)$ are the ground and the first excited Wannier states. In this way, ψ_a and ψ_b form a single-particle basis of the two-component system. This basis allows to account for the resonant transfer of atoms between $m_S = 3, l = 0$ and $m_S = 2$ and $l = 1$ states in the presence of a magnetic field aligned along the z -axis. The lowest energy state $\psi_a(x, y, z)$ is effectively coupled to the excited state with one quantum of orbital angular momentum $\psi_b(x, y, z)$. The state is a single-site analogue of a harmonic oscillator state $\sim (x + iy) \exp[-(x^2 + y^2)/2 - z^2\omega_z/2]$. The single-particle energies of the two basis states are denoted by E_a and E_b respectively.

The weakness of the dipolar interactions allows one to select the subspace of the two basis states. There are several channels of binary dipolar collisions leading to different excited Wannier states. However, one can choose the desired channel by a proper adjustment of the resonant external magnetic field as shown in (Świsłocki *et al.*, 2011b). The energy difference between atoms in the ground and in the excited Wannier states is much larger than the dipolar energy, which is the smallest energy scale in the problem (except in the case of vanishing tunneling), $E_{\text{dip}} = 10^{-4}E_r \ll E_b - E_a \sim E_r$. However, at resonant magnetic field B_0 , $E_a - g\mu_B B_0 = E_b$, the two energies are equal, and efficient spin transfer between the components appears on a typical time scale $\hbar/E_{\text{dip}} \simeq 10^{-2}\text{s}$ (μ_B above is the Bohr magneton, while g is the Lande factor). The characteristic width of the resonances is small (Gawryluk *et al.*, 2011), on the order of $E_{\text{dip}} \approx g\mu_B B$, i.e. $B \approx 100\mu\text{G}$.

Therefore, a two-component system is realized with the a -component corresponding to atoms in the $m_S = 3$ and $l = 0$ state, while atoms in the b -component have $m_S = 2, l = 1$. The single-site basis states are $|n_a, n_b\rangle$, where n_α is a number

of atoms in the α -component ($\alpha = a, b$). The Hamiltonian of the system reads

$$\begin{aligned}\hat{H}_{BH} &= \sum_i \left[(E_a - g\mu_B B) \hat{a}_i^\dagger \hat{a}_i + E_b \hat{b}_i^\dagger \hat{b}_i + U_{ab} \hat{a}_i^\dagger \hat{b}_i^\dagger \hat{a}_i \hat{b}_i \right. \\ &\quad \left. + \frac{U_a}{2} \hat{a}_i^{\dagger 2} \hat{a}_i^2 + \frac{U_b}{2} \hat{b}_i^{\dagger 2} \hat{b}_i^2 + D(\hat{b}_i^{\dagger 2} \hat{a}_i^2 + \hat{a}_i^{\dagger 2} \hat{b}_i^2) \right] \\ &\quad - \sum_{\langle i, j \rangle} \left[t_a \hat{a}_i^\dagger \hat{a}_j + t_b \hat{b}_i^\dagger \hat{b}_j \right].\end{aligned}\quad (109)$$

The values of parameters depend on the lattice height V_0 and confining frequency Ω_z . U_a, U_b, U_{ab} are the contact interaction energies plus the part of dipolar energy, which has the same form as the corresponding contact term, D is the on-site dipolar coupling of the two components, while t_a and t_b are tunneling energies (note that $t_a > 0$ while $t_b < 0$). This way, we arrive at a Hamiltonian that is an interesting modification of the standard Bose-Hubbard model.

Magnetic dipole-dipole interactions are very weak. Thus, in the above Hamiltonian the dipole-dipole interactions between atoms at neighboring sites are neglected. The on-site contact interactions U_a, U_b , and U_{ab} cannot change the total spin (Kawaguchi and Ueda, 2012; Pasquiou *et al.*, 2011), and dipolar two-body interactions are much smaller than the contact ones. Therefore, one can keep only those dipolar terms that lead to spin dynamics. The structure of the Hamiltonian is general for a two-component system with two spin species coupled by the dipole-dipole interactions of atomic magnetic moments, and can easily be adopted to more realistic situations of not -axially-symmetric and anharmonic lattice potentials. The main modification will be in choosing different single-particle basis states.

However, two comments are in order.

i) The particular choice of the basis states was tailored to account for two-atom spin flipping processes as selected by a proper adjustment of the magnetic field. Moreover, the chosen basis accounts for either two atoms in the $m_S = 3$ ground state or two atoms in the $m_S = 2$ and $p_x + ip_y$ orbital state with one quantum of orbital angular momentum. We neglected coupling of the ground-state atoms to the state with one atom in the ground state with $m_S = 2$ and the second in the $m_S = 2$ d -band state with two quanta of orbital angular momentum. This approximation is justified if a small energy shift of p and d bands is taken into account while the on-site potential remains axially symmetric.

ii) The two-atom orbital $p_x + ip_y$ and $m_S = 2$ state is coupled by the contact interaction to the state with one atom in $p_x + ip_y$ and $m_S = 1$ and the second in $p_x + ip_y$ and $m_S = 3$. This coupling can be suppressed due to the energy conservation by a light shift of the $m_S = 2$ state for example.

Accounting for both of the above-mentioned processes would require choosing not two, but rather three or four single-particle basis states. This would lead to multi-component Bose-Hubbard systems.

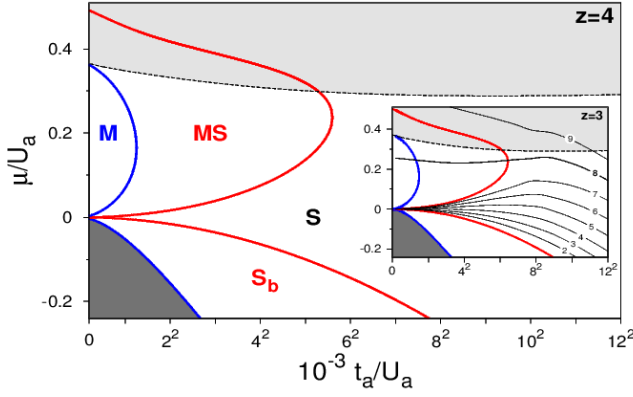


Figure 29 Phase diagram for a 2D square lattice at the resonance ($z = 4$). The regions are: M – Mott insulator with one particle in equal superposition of a and b states, MS – superfluid in a and b components (b -dominated) and Mott insulator in the orthogonal superposition, S – superfluid phase of superposition of a and b components, S_b – superfluid in the b -component. The inset shows the diagram for $z = 3$, together with chemical potential $\mu(N)$ for a given number of particles obtained from exact diagonalization. The lines, from bottom to top, correspond to occupation equal to $N = 2, \dots, 9$, as indicated. For $\mu > U_b$ (light gray region), the ground state of the system is a two-particle state. Therefore, in this regime the phases shown are thermodynamically unstable. They are stable, however, with respect to one-particle hopping. — Figure from (Pietraszewicz *et al.*, 2012). —

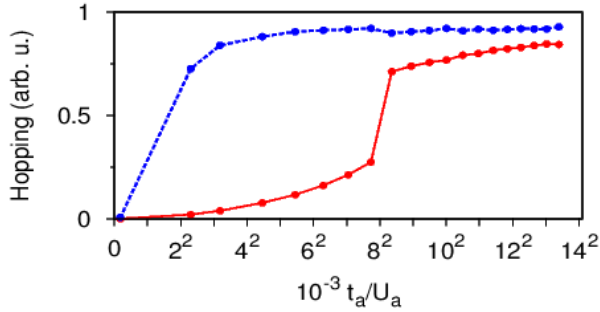


Figure 30 Hopping for the lowest energy state in a 2×4 plaquette obtained from exact diagonalization. Upper line – b component, lower line – a component. — Figure from (Pietraszewicz *et al.*, 2012). —

D. Novel ground-state phases

To get a flavor of physics described by the above model, one can limit the considerations to a small occupation of each lattice site with not more than one particle per single site on average. We assume a resonant magnetic field with $E_a - g\mu_B B_0 = E_b$. This requires adjusting the magnetic field in accordance with the lattice depth, $B_0 = B_0(V_0)$.

The dipolar interactions couple ground and excited Wannier states due to the tunneling in a higher-order process even for a low density. The transfer between $|1, 0\rangle$ and $|0, 1\rangle$ states is

realized as a sequence of adding an atom to the a -component at a given single site $|1, 0\rangle \rightarrow |2, 0\rangle$ via tunneling, followed by the dipolar transfer of both a -species atoms to the excited Wannier state $|2, 0\rangle \rightarrow |0, 2\rangle$, and finally the tunneling that removes one b -component atom from the site, $|0, 2\rangle \rightarrow |0, 1\rangle$. In this way, the two states are coupled provided that tunneling is nonzero.

Thermodynamically stable phases of the system may be found following the standard mean-field approach of (Fisher *et al.*, 1989b). Assuming a translationally invariant ground state (since the Hamiltonian (109) enjoys that symmetry), and introducing superfluid order parameters for both components, $\phi_{(a)} = \langle a_i \rangle$ and $\phi_{(b)} = \langle b_i \rangle$, as well as the chemical potential μ , the mean-field Hamiltonian of the system is a sum of single-site Hamiltonians $\hat{H}_0 + \hat{H}_I$, with

$$\hat{H}_0 = -\mu(\hat{a}^\dagger \hat{a} + \hat{b}^\dagger \hat{b}) + \frac{1}{2}U_a \hat{a}^\dagger \hat{a}^\dagger \hat{a} \hat{a} + \frac{1}{2}U_b \hat{b}^\dagger \hat{b}^\dagger \hat{b} \hat{b} + U_{ab} \hat{a}^\dagger \hat{b}^\dagger \hat{a} \hat{b} + D(\hat{b}^\dagger \hat{b}^\dagger \hat{a} \hat{a} + \hat{a}^\dagger \hat{a}^\dagger \hat{b} \hat{b}), \quad (110)$$

$$\hat{H}_I = -z t_a \phi_{(a)}^* \hat{a} - z t_b \phi_{(b)}^* \hat{b} + h.c. \quad (111)$$

with site indices omitted and z being the coordination number (for a 2D square lattice $z = 4$). The Hamiltonian $\hat{H}_0 + \hat{H}_I$ does not conserve the number of particles: it describes a single site coupled to a particle reservoir. The order parameters $\phi_{(a)}$ and $\phi_{(b)}$ vanish in the MI phase and hopping of atoms vanishes. Close to the boundary, on the SF side, $\phi_{(a)}$ and $\phi_{(b)}$ can be treated as small parameters in the perturbation theory.

The single-site ground state becomes unstable if the mean fields $\phi_{(a)}$ or $\phi_{(b)}$ are different from zero. The self-consistency condition

$$\phi_{(c)} = \lim_{\beta \rightarrow \infty} \text{Tr} \left[\hat{c} e^{-\beta(H_0 + H_I)} \right] / Z(\beta), \quad (112)$$

where $c = a, b$, allows one to find the mean fields numerically. In the lowest order, the set of equations (112) becomes linear and homogeneous. Thus, nonzero solutions for $\phi_{(c)}$ are obtained from the necessary condition of a vanishing determinant of (112). It yields the lobes shown in Fig. 29.

In the limit $\beta \rightarrow \infty$, the partition function reduces to the single contribution of the lowest-energy state, $Z(\beta) = e^{-\beta E_0}$. For $\mu < U_b < U_a$, the only contribution to Eq. (112) comes from eigenstates of the Hamiltonian with zero, one, and two particles.

The single-site ground state is the $|0, 0\rangle$ vacuum state (dark gray region in Fig. 29) for $\mu < 0$ and small tunnelings. With increasing tunneling (and fixed μ), particles appear in the superfluid vortex b -phase (labeled as S_b in Fig. 29). Only at larger tunnelings, some atoms do appear in the a -component and both ‘standard’ and $p_x + ip_y$ orbital superfluids coexist (S).

The situation becomes richer for $0 < \mu < U_b$. At the resonance, $B = B_0$, the ground state is degenerate if tunnelings are neglected: the states $|1, 0\rangle$ and $|0, 1\rangle$ have the same energy, $E_0 = -\mu$. This degeneracy is lifted for non-zero tunnelings. Additionally, the position of the resonance is shifted then towards smaller magnetic fields. The effective Hamiltonian in

the resonant region possesses a single-site ground state that is a superposition of both components, $|g\rangle = \alpha_1|1, 0\rangle - \alpha_2|0, 1\rangle$. While crossing the resonance, the ground state switches from $|1, 0\rangle$ to $|0, 1\rangle$. Exactly at resonance $\alpha_1 = \alpha_2 = 1/\sqrt{2}$. A perturbative analysis allows one to estimate the width of the resonance ΔB to be $g\mu_B|\Delta B| \approx 10^{-6}E_r$ for $V_0 = 25E_r$. For a shallower lattice, $V_0 = 10E_r$, the resonant region is broader, $g\mu_B|\Delta B| \approx 10^{-3}E_r$. Unfortunately, due to its small width, the resonance can be hardly accessible particularly for small tunnelings. Away from the resonance, the standard phase diagrams for the a or b component emerge.

In Fig. 29, we show regions of stability of the different possible phases of the system at resonance, i.e. when $|g\rangle = (|1, 0\rangle - |0, 1\rangle)/\sqrt{2}$. The system is in the Mott insulating phase (M) with one atom per site for small tunnelings. Still, every atom is in the superposition of the ground and the vortex Wannier state. At the border of the Mott lobe (blue line), Eq. (112) allows for nonzero solutions for $\phi_{(a)}$ and $\phi_{(b)}$. Expressing \hat{H}_I in terms of the composite bosonic operators $\hat{A}^\dagger = (\kappa_a\hat{a}^\dagger + \kappa_b\hat{b}^\dagger)$ and $\hat{B}^\dagger = (-\kappa_b\hat{a}^\dagger + \kappa_a\hat{b}^\dagger)$, where $\kappa_a^2 + \kappa_b^2 = 1$, allows one to diagonalize \hat{H}_I , with coefficients κ_i depending on the tunnelings t_a and t_b . These composite operators create an atom in two orthogonal superpositions of a and b states. At the border of the Mott phase, the mean value of the operator \hat{B} is different from zero, and a non vanishing superfluid component, $\Psi_B = -\kappa_b\phi_{(a)} + \kappa_a\phi_{(b)}$, appears in the MS region. The ratio $(\kappa_b/\kappa_a)^2 \simeq 0.02$ is small at the edge of stability of the Mott insulator. Therefore, $\hat{B}^\dagger \simeq \hat{b}^\dagger$, i.e. the superfluid Ψ_B is dominated by the orbital b -component. On the other hand, in the discussed region the mean field corresponding to the $\hat{A}^\dagger \simeq \hat{a}^\dagger$ operator vanishes. The system is therefore in an equal superposition of the Mott insulating and superfluid phases. The Mott phase is dominated by the a -component and the superfluid phase consists mainly of the b -particles. Both components, however, contain a small minority of the remaining species.

The system undergoes yet another phase transition for larger tunnelings, as Eq. (112) allows for another nonzero mean field. At this transition, the departure of the mean value of \hat{A} from zero defines the border of the ‘bigger’ lobe, and the Mott component of the ground Wannier state becomes unstable. The additional mean field $\Psi_A = \kappa_a\phi_{(a)} + \kappa_b\phi_{(b)}$ appears in the (S) region. As before, $(\kappa_b/\kappa_a)^2 \simeq 0.06$ is small. The a -species dominates the Ψ_A superfluid component. Both Ψ_A and Ψ_B superfluids exist in the (S) region.

A qualitatively support for the above mean-field findings is obtained by a direct inspection of the true many-body ground state, obtained by exact diagonalization of the many-body Hamiltonian in a small 2×4 rectangular plaquette with periodic boundary conditions for total number of particles $N = 1, \dots, 10$. For such a small system, each site has three neighbors, i.e. $z = 3$, and the resonance condition is obtained by finding the magnetic field for which both a and b species are *equally populated*. In the inset of Fig. 29, the exact results are compared with the mean-field results for $z = 3$. The lines cor-

respond to the constant number of particles per site obtained from the relation $\mu(N) = [E_0(N+1) - E_0(N-1)]/2$. In that way, one may trace the phases the system enters while adiabatically changing the tunneling at fixed particle number. The (M) and (MS) phases can be reached with one particle per site only (8 particles in the plaquette).

It is also worthwhile to consider the hopping averages, defined as the mean values of the following hopping operators: $h_a = \sum_{\langle j \rangle} \langle \hat{a}_j^\dagger \hat{a}_i \rangle$ and $h_b = \sum_{\langle j \rangle} \langle \hat{b}_j^\dagger \hat{b}_i \rangle$. They annihilate a particle at a given site and put it in a neighboring site, and may be thought of as the number conserving analogues of the mean fields $\phi_{(a)}$ and $\phi_{(b)}$, which in exact diagonalizations without symmetry-breaking terms always vanish. In Fig. 30, the hoppings for the case of one particle per site are shown. For large tunnelings, both a and b hoppings are large—the components are in the superfluid phase. When entering the MS phase at $t_a/U_a \simeq 0.064$, the hopping of the a -component rapidly decreases while the hopping of the b -phase remains large—the system enters an a -component-dominated Mott insulator superimposed with a b -component dominated superfluid. At $t_a/U_a \simeq 0.002$, both hoppings tend to zero—the system enters the Mott phase with equal occupation of both species. These results confirm the findings based on the mean-field approach.

The effective two-state model studied exhibits a number of exotic phases. One might think that the model Hamiltonian crucially depends on the assumed axial symmetry and harmonicity of a single lattice site, which is justified in deep lattices only (Collin *et al.*, 2010; Martikainen, 2011; Pietraszewicz *et al.*, 2013). Including an anharmonic correction requires some modification, but the structure of the system Hamiltonian remains the same in many cases. In an anharmonic and non-axially-symmetry potential the vortex-like final state is no longer an eigenstate of the Hamiltonian. Anharmonicity and anisotropy combined with contact interactions lead to a fine structure of two-body energies in the lattice site. The vortex state is split into three two-particle states which can be *separately* addressed by an appropriate choice of the magnetic field. Therefore, a two-states structure of the Hamiltonian becomes generic for the systems studied. The model discussed here describes the whole class of two-states systems with dipole-dipole interactions and free magnetization, under the resonance condition of equal energies of the two coupled states.

VII. 1D AND 2D MODELS OF THE SALERNO TYPE: THE MEAN-FIELD AND QUANTUM VERSIONS

A. Introduction

A natural part of the analysis of Bose–Hubbard models is the consideration of their mean-field limit, which corresponds to classical lattice models described by discrete nonlinear Schrödinger (DNLS) equations (see, e.g., recent works (Barbiero and Salasnich, 2014; Mishmash and Carr, 2009) and

references therein). In particular, Ref. (Mishmash and Carr, 2009) highlights the correspondence between the two descriptions of a system of ultracold bosons in a one-dimensional optical lattice potential: (1) the discrete nonlinear Schrödinger equation, a discrete mean-field theory, and (2) the Bose Hubbard Hamiltonian, a discrete quantum-field theory. This discussion includes, in particular, formation of solitons.

In this vein, the mean-field limit of the nonstandard Bose-Hubbard models, whose characteristic feature is a nonlinear coupling between adjacent sites of the underlying lattice, is represented by classical lattice models featuring a similar nonlinear interaction between nearest-neighbor sites. They form a class of systems known as *Salerno models* (SMs). In the one-dimensional (1D) form, the SM was first introduced by Mario Salerno in 1992 (Salerno, 1992) as a combination of the integrable *Ablowitz-Ladik* (AL) system (Ablowitz and Ladik, 1976) and nonintegrable DNLS equation. The former system is a remarkable mathematical model, but it does not have straightforward physical implementations, while the DNLS equations find a large number of realizations, especially in nonlinear optics and Bose-Einstein condensates (see Sec. II.A). For this reason, the DNLS equation has been a subject of numerous analytical, numerical, and experimental studies, many of which were summarized in the book (Kevrekidis, 2009). The objective of the present chapter is to introduce the mean-field (classical) and quantum versions of the SM in one and two dimensions (in fact, the quantum version is considered only in 1D), and survey results obtained for localized models (discrete solitons) in the framework of 1D and 2D realizations of the mean-field version. An essential peculiarity of the SM is a nonstandard form of the Poisson bracket in its classical form, and, accordingly, a specific form of the commutation relations in its quantum version. These features are, as a matter of fact, another manifestation of the nonstandard character of Hubbard models with nonlinear coupling between adjacent sites.

B. One-dimensional Salerno models and discrete solitons

1. The formulation of the model

It is well known that, while the straightforward discretization of the 1D nonlinear Schrödinger equation is nonintegrable, there is a special form of the discretization, namely, the AL model, which keeps the integrability, and admits generic exact solutions for standing and moving solitons, as well as exact solutions for collisions between them (Ablowitz and Ladik, 1976). Unlike the exceptional case of the analytically solvable AL model, discrete solitons in nonintegrable systems are looked for in a numerical form, or (sometimes) by means of the variational approximation (Malomed *et al.*, 2012a,b; Papacharalampous *et al.*, 2003). Nevertheless, there are some specially devised 1D nonintegrable models in which *particular* exact soliton solutions can be found, too (Kevrekidis,

2003; Malomed *et al.*, 2006; Oxtoby and Barashenkov, 2007).

As the DNLS and AL equations differ in the type of the nonlinear terms (onsite or intersite ones), and converge to a common continuum limit in the form of the ordinary integrable nonlinear Schrödinger equation, a combined discrete model may be naturally introduced, mixing the cubic terms of both types. Known as the SM (Salerno, 1992), the 1D version of this combined system is based on the following discrete equation:

$$i \frac{d}{dt} \Phi_n = -(\Phi_{n+1} + \Phi_{n-1}) \left(1 + \mu |\Phi_n|^2\right) - 2\nu |\Phi_n|^2 \Phi_n, \quad (113)$$

where Φ_n is the complex classical field variable at the n -th site of the lattice, while real coefficients μ and ν account for the nonlinearities of the AL and DNLS types, respectively. The celebrated integrable AL equation proper corresponds to $\nu = 0$,

$$i \frac{d}{dt} \Phi_n = -(\Phi_{n+1} + \Phi_{n-1}) \left(1 + \mu |\Phi_n|^2\right). \quad (114)$$

In Eq. (113) with $\nu \neq 0$, negative ν can be made positive by means of the *staggering transformation*, $\Phi_n \equiv (-1)^n \tilde{\Phi}_n^*$ (the asterisk stands for the complex conjugation), and then one may fix $\nu \equiv +1$, by way of rescaling, $\tilde{\Phi}_n \equiv \tilde{\Phi}'_n / \sqrt{|\nu|}$. Therefore, a natural choice is to fix $\nu \equiv +1$, unless one wants to consider the AL model per se, with $\nu = 0$. On the contrary to that, the sign of the coefficient μ , which characterizes the relative strength of the nonlinear AL coupling between the nearest neighbors, *cannot* be altered. In particular, the AL model with ($\nu = 0$) and $\mu < 0$ has no (bright) soliton solutions.

The SM equation (113), as well as its AL counterpart (114), conserve the total norm, which is different from the “naive” expression relevant in the case of the DNLS equation,

$$\mathcal{N}_{\text{DNLS}} = \sum_n |\Phi_n|^2. \quad (115)$$

For both equations (113) and (114), the conserved norm is (Ablowitz and Ladik, 1976; Cai *et al.*, 1996; Rasmussen *et al.*, 1997)

$$\mathcal{N} = \frac{1}{\mu} \sum_n \ln (|1 + \mu |\Phi_n|^2|). \quad (116)$$

Note that expression (116) does not depend on ν . Therefore, it is identical for the SM and AL models, carrying over into the simple expression (115) in the limit of $\mu \rightarrow 0$.

In addition to the norm, the other dynamical invariant of Eq. (113) is its Hamiltonian, which, as well as the norm, has a somewhat tricky form (Cai *et al.*, 1996; Rasmussen *et al.*, 1997) (which has its consequences for the identification of the symplectic structure of the SM and its quantization, see below):

$$\mathcal{H} = - \sum_n \left[(\Phi_n \Phi_{n+1}^* + \Phi_{n+1} \Phi_n^*) + \frac{2}{\mu} |\Phi_n|^2 \right] + \frac{2}{\mu} \mathcal{N}, \quad (117)$$

where the above normalization, $\nu = +1$, is adopted. In the limiting case of the DNLS equation $\mu \rightarrow 0$, the expansion of Hamiltonian (117) in powers of μ yields the usual expression for the DNLS equation:

$$\mathcal{H}_{\text{DNLS}} = - \sum_n [(\Phi_n \Phi_{n+1}^* + \Phi_{n+1} \Phi_n^*) + |\Phi_n|^4]. \quad (118)$$

The Hamiltonian of the AL proper can be obtained from the general expression (117) by taking the limit of $\mu \rightarrow \infty$, which produces a simple expression (Ablowitz and Ladik, 1976):

$$\mathcal{H}_{\text{AL}} = - \sum_n (\Phi_n \Phi_{n+1}^* + \Phi_{n+1} \Phi_n^*). \quad (119)$$

2. Solitons

The AL equation (114) gives rise to exact solutions for (bright) solitons in the case of the self-focusing nonlinearity, $\mu > 0$. Then, one may set $\mu \equiv +1$ by means of obvious rescaling, and the exact soliton solutions take the following form

$$\Phi_n(t) = (\sinh \beta) \operatorname{sech} [\beta(n - \xi(t))] \exp [i\alpha(n - \xi(t)) - i\varphi(t)], \quad (120)$$

where β and α are arbitrary real parameters that determine the soliton's amplitude, $A \equiv \sinh \beta$, its velocity, V , and its intrinsic frequency, Ω ,

$$V \equiv \frac{d\xi}{dt} = \frac{2 \sinh \beta}{\beta} \sin \alpha, \quad \Omega \equiv \frac{d\varphi}{dt} = -2 \left[(\cos \alpha) \cosh \beta + \alpha \sin \alpha \frac{\sinh \beta}{\beta} \right]. \quad (121)$$

The SM with $\nu = +1$ (as fixed above) and $\mu > 0$, i.e., with *noncompeting* onsite and intersite self-focusing nonlinearities, was studied in a number of works, see Refs. (Cai *et al.*, 1996, 1997; Dmitriev *et al.*, 2003; Rasmussen *et al.*, 1997) and references therein. It has been demonstrated that Eq. (113) gives rise to static (and, sometimes, moving (Cai *et al.*, 1997)) solitons at all positive values of μ . In particular, a nontrivial problem is the mobility of the discrete solitons in the DNLS limit, which corresponds to $\mu = 0$ (Ablowitz *et al.*, 2002; Papacharalampous *et al.*, 2003).

The SM based on Eq. (113) with $\mu < 0$ features *competing nonlinearities*, the terms corresponding to $\nu = +1$ and $\mu < 0$ representing the self-focusing and defocusing cubic interactions, respectively. In the 1D setting, the SM with $\mu < 0$ was introduced in Ref. (Gomez-Gardeñes *et al.*, 2006b). In that work, it was demonstrated that this version of the SM gives rise to families of quiescent discrete solitons, which are looked for as

$$\Phi_n(t) = e^{-i\omega t} U_n, \quad (122)$$

with negative frequency ω and real amplitudes U_n (unlike the complex solutions for moving solitons (120) in the AL

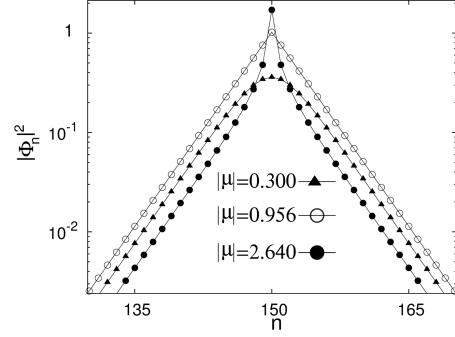


Figure 31 Examples of three different types of discrete solitons, shown on the logarithmic scale at $\omega = -2.091$, in the one-dimensional Salerno model (113) with competing nonlinearities: an ordinary (smooth) soliton at $\mu = -0.3$, a peakon at $\mu = -0.956$, and a cuspon at $\mu = -2.64$. — Figure from (Gomez-Gardeñes *et al.*, 2006b). —

model), of two different types. One family represents ordinary discrete solitons, which are similar to quiescent solitons in the SM with $\mu \geq 0$, where $\mu = 0$ corresponds to the DNLS equation, and *cuspons*, that are characterized by a higher curvature of their profile at the center than in the exponentially decaying tails, see typical examples in Fig. 31. At the border between the ordinary solitons and cuspons, a special discrete soliton appears, in the form of a *peakon*, which is also shown in Fig. 31. In the continuum limit of Eq. ((Gomez-Gardeñes *et al.*, 2006b)) with $\mu < 0$ (see below), a peakon solution is available in an exact analytical form (132), while cuspons do not exist in that limit. The stability of the discrete solitons in the SM with the competing nonlinearities was also investigated in Ref. (Gomez-Gardeñes *et al.*, 2006b), with the conclusion that only a small subfamily of the ordinary solitons is unstable, while all cuspons, including the peakon, are stable.

For fixed $\mu = -0.884$, the soliton families are illustrated in Fig. 32, which shows the norm (116) as a function of $|\omega|$. The plot clearly demonstrates that the ordinary solitons and cuspons are separated by the peakon. Except for the part of the ordinary-soliton family with the negative slope, $d\mathcal{N}/d(|\omega|) < 0$, which is marked in Fig. 32, the solitons are stable. In particular, the peakon and cuspons are completely stable modes. The instability of the portion of the ordinary-soliton family with $d\mathcal{N}/d(|\omega|) < 0$ agrees with the prediction of the Vakhitov-Kolokolov (VK) criterion, which gives a necessary stability condition in the form of $d\mathcal{N}/d\omega < 0$. The VK criterion applies to the ordinary solitons, but is irrelevant for the cuspons.

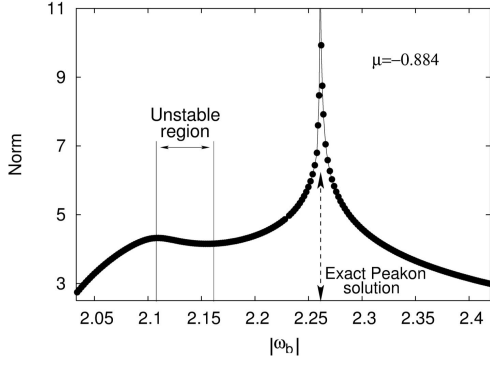


Figure 32 The norm of the discrete quiescent solitons, in the Salerno model with competing nonlinearities, vs. the frequency (here the frequency is denoted ω_b , instead of ω), for $\mu = -0.884$. — Figure from (Gomez-Gardeñes *et al.*, 2006b). —

3. Bound states of the discrete solitons and their stability

Spatially symmetric (even) and antisymmetric (odd) states of discrete solitons were also constructed in the framework of Eq. (113), see examples of bound peakons in Fig. 33. It is known that antisymmetric bound states of discrete solitons in the DNLS equation are stable, while the symmetric ones are not (Kapitula *et al.*, 2001; Pelinovsky *et al.*, 2005). The same is true for bound states of ordinary discrete solitons in the SM. However, the situation is *exactly opposite* for the cuspons: their symmetric bound states are stable, while antisymmetric ones are unstable.

C. The two-dimensional Salerno model and discrete solitons

The 2D version of the SM was introduced in Ref. (Gomez-Gardeñes *et al.*, 2006a). It is based on the following equation, cf. Eq. (113),

$$i \frac{d}{dt} \Phi_{n,m} = - [(\Phi_{n+1,m} + \Phi_{n-1,m}) + C(\Phi_{n,m+1} + \Phi_{n,m-1})] \times \left(1 + \mu |\Phi_{n,m}|^2 \right) - 2 |\Phi_{n,m}|^2 \Phi_{n,m}, \quad (123)$$

where the same normalization as above, $\nu = +1$, is imposed. In this notation, C accounts for a possible anisotropy of the 2D lattice [$C = 1$ and $C = 0$ correspond, respectively, to the isotropic 2D lattice and its 1D counterpart, see Eq. (113)]. Accordingly, the variation of C from 0 to 1 opens the way for considering the *dimensionality crossover* from 1D to 2D.

Similar to the 1D version of the SM, Eq. (123) conserves the

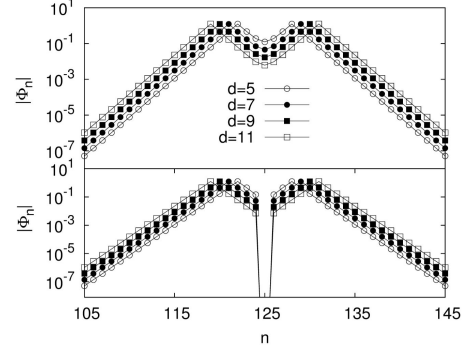


Figure 33 Profiles of typical symmetric (top) and antisymmetric (bottom) bound states of two peakons are shown, on the logarithmic scale, for $\omega = -3.086$ and $\mu = -0.645$. — Figure from (Gomez-Gardeñes *et al.*, 2006b). —

norm and Hamiltonian, cf. Eqs. (116) and (117),

$$\mathcal{N}_{2D} = \frac{1}{\mu} \sum_{m,n} \ln (|1 + \mu |\Phi_{n,m}|^2|), \quad (124)$$

$$\begin{aligned} \mathcal{H}_{2D} = & - \sum_{n,m} [(\Phi_{n,m} \Phi_{n+1,m}^* + \Phi_{n+1,m} \Phi_{n,m}^*) \\ & C (\Phi_{n,m} \Phi_{n,m+1}^* + \Phi_{n,m+1} \Phi_{n,m}^*) \\ & + \frac{2}{\mu} |\Phi_{n,m}|^2] + \frac{2}{\mu} \mathcal{N}_{2D}. \end{aligned} \quad (125)$$

Fundamental 2D solitons are looked for in the same form as their 1D counterparts (122),

$$\Phi_{mn}(t) = e^{-i\omega t} U_{mn}. \quad (126)$$

In the most interesting case of the competing nonlinearities, $\mu < 0$, the general properties of the solitons are similar to those outlined above in the framework of the 1D version of the SM. There are ordinary solitons, which have regions of stability and instability (the stability border depends on C), and cuspons, which are entirely stable. Examples of 2D solitons of both types are displayed in Fig. 34. The families of ordinary solitons and cuspons are separated by 2D peakons, which are stable, too. Spatially antisymmetric bound states of the 2D ordinary solitons, and symmetric bound states of the 2D cuspons are stable, while the bound states with the opposite parities are unstable, also similar to the situation in the 1D model.

In addition to the fundamental solitons, the 2D model with the competing nonlinearities supports solitary vortices, of two different types, on-site- and off-site-centered ones (alias

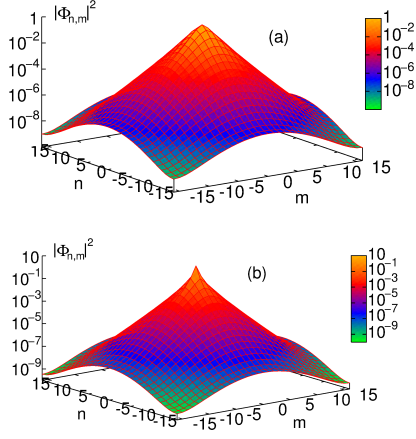


Figure 34 Profiles of discrete solitons in the isotropic ($C = 1$) 2D Salerno model with competing nonlinearities, found for frequency $\omega = -4.22$: (a) a regular soliton at $\mu = -0.2$; (b) a cuspon at $\mu = -0.88$. — Figure from (Gomez-Gardeñes *et al.*, 2006a). —

“rhombuses” and “squares”), which have their narrow stability regions (the stability was investigated in Ref. (Gomez-Gardeñes *et al.*, 2006a) only for vortex solitons with topological charge 1). Examples of the vortices are displayed in Fig. 35. In the two-dimensional SM with non-competing nonlinearities, unstable vortices turn into fundamental solitons, losing their vorticity (obviously, the angular momentum is not conserved in the lattice system). However, in the SM with the competing nonlinearities, unstable stationary vortices transform into *vortical breathers*, which are persistent oscillating localized modes that keep their vorticity.

D. The continuum limit of the 1D and 2D Salerno models

1. One dimension

The continuum limit of the discrete equation (113) deserves separate consideration. This limit was introduced in Ref. (Gomez-Gardeñes *et al.*, 2006b) by defining $\Phi(x, t) \equiv e^{2it}\Psi(x, t)$, and using the truncated Taylor expansion, $\Psi_{n\pm 1} \approx \Psi \pm \Psi_x + (1/2)\Psi_{xx}$, where Ψ is here treated as a function of the continuous coordinate x , which coincides with n when it takes integer values. Then, the continuum counterpart of Eq. (113) is

$$i\Psi_t = -2(1 - |\mu|)|\Psi|^2\Psi - (1 - |\mu||\Psi|^2)\Psi_{xx}, \quad (127)$$

where $\nu = +1$ and $\mu < 0$ is set as above (i.e., the system with competing nonlinearities is considered). Equation (127) conserves the norm and Hamiltonian, which can be derived as

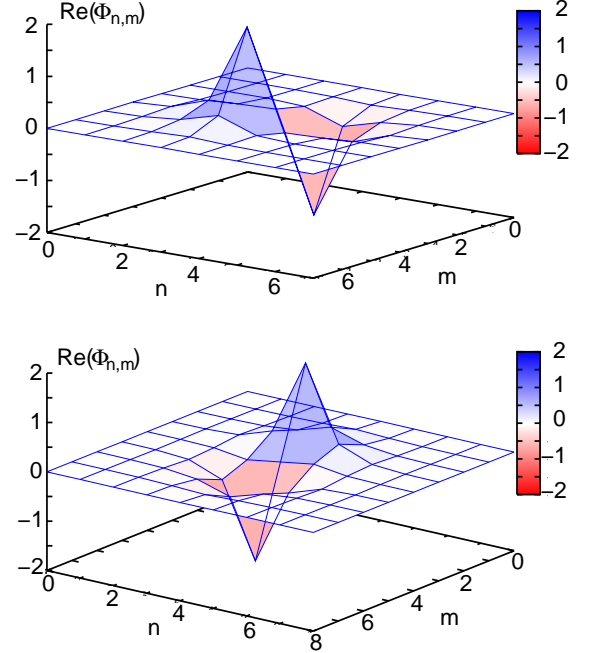


Figure 35 Examples of stable discrete vortices with topological charge 1 in the 2D Salerno model with competing nonlinearities. Profiles of the real part of the “vortex-square” and “vortex-cross” modes are shown in the top and bottom panels, respectively. Both solutions are found for $\mu = -0.4$ and $\omega = -7.0$. — Figure from (Gomez-Gardeñes *et al.*, 2006a). —

the continuum limit of expressions (116) and (117),

$$\begin{aligned} \mathcal{N}_{\text{cont}} &= \frac{1}{\mu} \int_{-\infty}^{+\infty} dx \ln(|1 - |\mu||\Psi|^2|), \quad (128) \\ \mathcal{H}_{\text{cont}} &= \int_{-\infty}^{+\infty} dx \left[|\Psi_x|^2 + 2 \left(\frac{1}{|\mu|} - 1 \right) |\Psi|^2 \right] \\ &\quad + \frac{2}{\mu} \mathcal{N}_{\text{cont}}. \quad (129) \end{aligned}$$

Soliton solutions to Eq. (127) can be looked for as $\Psi = e^{-i\omega t}U(x)$, with real function U obeying equation

$$\frac{d^2U}{dx^2} = -\frac{\omega + 2(1 - |\mu|)U^2}{1 - |\mu|U^2}U, \quad (130)$$

which may give rise to solitons, provided that $|\mu| < 1$. The absence of solitons at $|\mu| > 1$ implies that (bright) solitons do not exist in the continuum limit if the continual counterpart of

the self-defocusing intersite nonlinearity is stronger than the onsite self-focusing nonlinearity. For $|\mu| < 1$, the solitons exist in the following frequency band:

$$0 < -\omega < (1/|\mu|) - 1. \quad (131)$$

Solitons can be found in an explicit form near edges of band (131). At small $|\omega|$, an approximate soliton solution is $U(x) \approx \sqrt{|\omega|/(1-|\mu|)} \operatorname{sech}(\sqrt{2|\omega|x})$, while precisely at the opposite edge of the band, at $-\omega = 1/|\mu| - 1$, an *exact* solution is available, in the form of a *peakon* (this time, in the continuum model),

$$U_{\text{peakon}} = \left(1/\sqrt{|\mu|}\right) \exp\left(-\sqrt{(1/|\mu|) - 1}|x|\right). \quad (132)$$

The term ‘‘peakon’’ implies that solution (132) features a jump of the derivative at the central point. The norm (128) of the peakon is $\pi^2/[6\sqrt{|\mu|(1-|\mu|)}]$, and its energy is finite, too.

2. Two dimensions

The continuum limit of Eq. (123) may be defined by proceeding from discrete coordinates (n, m) to continuous ones, $(x, y) \equiv (n/\sqrt{\alpha}, m/\sqrt{C\alpha})$, and defining $\Phi_{n,m} \equiv \Psi(x, y) \exp(2(1+C)it)$:

$$i\Psi_t + \left(1 + \mu|\Psi|^2\right) (\Psi_{xx} + \Psi_{yy}) + 2[(1+C)\mu + 1]|\Psi|^2\Psi = 0, \quad (133)$$

cf. Eq. (127). Note that this equation always has the isotropic form. The dispersive nonlinear term in Eq. (133), $\mu|\Psi|^2(\Psi_{xx} + \Psi_{yy})$ prevents the collapse, for both positive and negative μ . Therefore, the *quasi-collapse*, which is known in other discrete systems (Laedke *et al.*, 1994), is not expected in the two-dimensional discrete SM either.

E. The Hamiltonian structure of the 1D model, and its quantization

1. The classical version

The specific form of Hamiltonian (117) of the SM makes the Poisson brackets in this system different from the standard form (Cai *et al.*, 1996; Rasmussen *et al.*, 1997). Namely, for a pair of arbitrary functions of the discrete field variables, $B(\Phi_n, \Phi_n^*)$, $C(\Phi_n, \Phi_n^*)$, the Poisson brackets are written as

$$\{B, C\} = i \sum_n \left(\frac{\partial B}{\partial \Phi_n} \frac{\partial C}{\partial \Phi_n^*} - \frac{\partial B}{\partial \Phi_n^*} \frac{\partial C}{\partial \Phi_n} \right) \left(1 + \mu|\Phi_n|^2\right), \quad (134)$$

the last factor being the non-standard feature. In particular, the brackets of variables Φ_n and Φ_n^* themselves are

$$\begin{aligned} \{\Phi_n, \Phi_m^*\} &= i \left(1 + \mu|\Phi_n|^2\right) \delta_{nm}, \\ \{\Phi_n, \Phi_m\} &= \{\Phi_n^*, \Phi_m^*\} = 0. \end{aligned} \quad (135)$$

Instead of dynamical variables Φ_n , one can attempt to define another set,

$$\chi_n \equiv f\left(|\Phi_n|^2\right) \Phi_n, \quad (136)$$

so that they will obey the usual commutation relations,

$$\{\chi_n, \chi_m^*\} = i\delta_{mn}, \quad \{\chi_n, \chi_m\} = 0, \quad (137)$$

instead of ‘‘exotic’’ ones (135). Substituting ansatz (136) into Eq. (137), and making use of definition (134), one arrives at the following equation for the function $f(x)$, which secures that the Poisson brackets for the new variables indeed take the standard form of Eq. (137):

$$2xf \frac{df}{dx} + f^2 = \frac{1}{1 + \mu x}. \quad (138)$$

A solution of Eq. (138) is $f(x) = \sqrt{|\ln(1 + \mu x)|/(\mu x)}$. Thus, the new set of canonical variables (136) is

$$\chi_n = \sqrt{\frac{|\ln(1 + \mu|\Phi_n|^2)|}{\mu|\Phi_n|^2}} \Phi_n. \quad (139)$$

The definition (139) may be inverted, to express Φ_n in terms of χ_n ,

$$\begin{aligned} |\Phi_n|^2 &= \mu^{-1} \left[\exp\left(\mu|\chi_n|^2\right) - 1 \right], \\ \Phi_n &= \sqrt{\frac{\exp\left(\mu|\chi_n|^2\right) - 1}{\mu|\chi_n|^2}} \chi_n. \end{aligned} \quad (140)$$

Making use of Eqs. (140), the norm (116) and Hamiltonian (117) can be written in terms of the new canonical variables as

$$\mathcal{N} = \sum_n |\chi_n|^2, \quad (141)$$

$$\begin{aligned} \mathcal{H} &= \sum_n \left\{ -(\mathcal{A}_{n,n+1} (\chi_n \chi_{n+1}^* + \chi_{n+1} \chi_n^*)) \right. \\ &\quad \left. - \frac{2}{\mu^2} \left[\exp\left(\mu|\chi_n|^2\right) - 1 \right] \right\} + \frac{2}{\mu} \mathcal{N}, \end{aligned} \quad (142)$$

with the shorthand notation

$$\mathcal{A}_{n,n+1} = \sqrt{\frac{\left[\exp\left(\mu|\chi_n|^2\right) - 1 \right] \left[\exp\left(\mu|\chi_{n+1}|^2\right) - 1 \right]}{\mu^2 |\chi_n|^2 |\chi_{n+1}|^2}}. \quad (143)$$

Finally, Eq. (113) (with $\nu \equiv 1$), if rewritten in terms of variables χ_n , may be represented in the standard Hamiltonian form, with the usual Poisson brackets,

$$i \frac{d\chi_n}{dt} = \frac{\partial \mathcal{H}}{\partial \chi_n^*}, \quad (144)$$

where Hamiltonian \mathcal{H} is taken as per Eq. (142).

2. The quantum version of the Salerno Model

The SM was actually introduced from the very beginning in its quantum form (Salerno, 1992). As usual, the quantization of the classical model is performed by replacing the canonically conjugate variables, Φ_n and Φ_n^* , by the creation and annihilation operators,

$$\Phi_n \rightarrow \hat{\Phi}_n, \Phi_n^* \rightarrow \hat{\Phi}_n^\dagger. \quad (145)$$

This correspondence replaces the classical deformed Poisson algebra (135) by the following deformed Heisenberg algebra:

$$\begin{aligned} [\hat{\Phi}_n, \hat{\Phi}_m^\dagger] &= \hbar \left(1 + \mu \hat{\Phi}_n^\dagger \hat{\Phi}_n \right) \delta_{nm}, \\ [\hat{\Phi}_n, \hat{\Phi}_m] &= [\hat{\Phi}_n^\dagger, \hat{\Phi}_m^\dagger] = 0. \end{aligned} \quad (146)$$

These operators act on the standard Fock states as

$$\begin{aligned} \hat{\Phi}_n^\dagger |N_n\rangle &= \sqrt{\mu^{-1} \left[(1 + \hbar\mu)^{N_n+1} - 1 \right]} |N_n + 1\rangle, \\ \hat{\Phi}_n |N_n\rangle &= \sqrt{\mu^{-1} \left[(1 + \hbar\mu)^{N_n} - 1 \right]} |N_n - 1\rangle. \end{aligned} \quad (147)$$

Further, the operator of the total number of particles is constructed as the quantum counterpart of the classical expression (116) for the total norm,

$$\hat{\mathcal{N}} = \frac{1}{\ln(1 + \hbar\mu)} \sum_n \ln \left(1 + \mu \hat{\Phi}_n^\dagger \hat{\Phi}_n \right). \quad (148)$$

It acts on the global Fock's state as the proper number operator, $\hat{\mathcal{N}} |N\rangle = N |N\rangle$ (Salerno, 1992).

The quantum Hamiltonian can be derived directly from its classical counterpart (117),

$$\hat{\mathcal{H}} = - \sum_n \left[\hat{\Phi}_n^\dagger \left(\hat{\Phi}_{n-1} + \hat{\Phi}_{n+1} \right) + \frac{2}{\mu} \hat{\Phi}_n^\dagger \hat{\Phi}_n \right] + \frac{2}{\mu} \hat{\mathcal{N}}. \quad (149)$$

This Hamiltonian and commutation relations (146) lead to the Heisenberg's equation of motion, $i d\hat{\Phi}_n/dt = [\hat{\Phi}_n, \hat{\mathcal{H}}]$, which can be derived in a straightforward way from the classical SM equation, (113), replacing the classical variables by their quantum counterparts as per Eqs. (145), yielding

$$i \frac{d\hat{\Phi}_n}{dt} = - \left(1 + \mu \hat{\Phi}_n^\dagger \hat{\Phi}_n \right) \left(\hat{\Phi}_{n-1} + \hat{\Phi}_{n+1} \right) - 2 \hat{\Phi}_n^\dagger \hat{\Phi}_n^2. \quad (150)$$

The transformation of the classical canonical variables as per Eq. (140), which "rectifies" the deformed Poisson brackets (135) into their standard form (137), suggests one to perform a similar canonical transformation in the quantum SM, which is possible indeed. The transformation is carried out as follows:

$$\begin{aligned} \hat{\Phi}_n^\dagger &= \hat{F}_n \hat{\chi}_n^\dagger, \hat{\Phi}_n = \chi_n \hat{F}_n, \\ \hat{F}_n &\equiv \sqrt{\frac{(1 + \hbar\mu)^{\hat{\chi}_n^\dagger \hat{\chi}_n} - 1}{\mu \hat{\chi}_n^\dagger \hat{\chi}_n}}. \end{aligned} \quad (151)$$

The operators χ_n^\dagger and χ_n , unlike the original ones, $\hat{\Phi}_n^\dagger$ and $\hat{\Phi}_n$, obey the usual commutation relations

$$[\hat{\chi}_n, \hat{\chi}_m] = [\hat{\chi}_n^\dagger, \hat{\chi}_m^\dagger] = 0, [\hat{\chi}_n, \hat{\chi}_m^\dagger] = \delta_{nm}, \quad (152)$$

cf. Eqs. (146), and they act on the Fock states in the usual way:

$$\hat{\chi}_n^\dagger |N_n\rangle = (N_n + 1) |N_n + 1\rangle, \quad (153)$$

$$\hat{\chi}_n |N_n\rangle = N_n |N_n - 1\rangle, \quad (154)$$

see Eqs. (147). Further, the operator (148) of the total number of particles also takes the usual form in terms of these $\hat{\chi}_n^\dagger$ and $\hat{\chi}_n$, $\hat{\mathcal{N}} = \sum_n \hat{\chi}_n^\dagger \hat{\chi}_n$, cf. Eq. (148), while the Hamiltonian, expressed in terms of $\hat{\chi}_n^\dagger$ and $\hat{\chi}_n$, is a counterpart of its classical form (142):

$$\begin{aligned} \hat{\mathcal{H}} &= - \sum_n \left\{ \hat{F}_n \hat{\chi}_n^\dagger \left(\hat{\chi}_{n+1} \hat{F}_{n+1} + \hat{\chi}_{n-1} \hat{F}_{n-1} \right) \right. \\ &\quad \left. + \frac{2}{\mu^2} \left[(1 + \hbar\mu)^{\hat{\chi}_n^\dagger \hat{\chi}_n} - 1 \right] \right\} + \frac{2}{\mu} \hat{\mathcal{N}}, \end{aligned} \quad (155)$$

where the operators \hat{F}_n are defined in Eq. (151).

Finally, it is relevant to mention that quantum counterparts of the classical solitons, which were reported in the classical (mean-field) versions of the SM with non-competing and competing nonlinearities in Refs. (Cai *et al.*, 1996, 1997; Dmitriev *et al.*, 2003; Gomez-Gardeñes *et al.*, 2006b; Rasmussen *et al.*, 1997), have not been constructed yet.

VIII. CONCLUSIONS

We have shown on a number of selected cases that the standard Hubbard model for fermions or its bosonic counterpart the Bose-Hubbard model, even supplemented with nearest-neighbor interactions (extended models) are often insufficient to quantitatively describe the physics of ultracold atoms in optical lattices. While already Hubbard was aware of additional terms contributing to tunneling in a nonlinear, density-dependent (interaction-based) fashion, it was Hirsch and coworkers who stressed the importance of these terms (called also bond-charge interactions) in the condensed-matter context. Somehow only in the last few years the ultracold-atom community became aware of that fact, starting with the then puzzling observations of a shift of the Mott-superfluid border for Bose-Fermi mixtures. The density-induced tunneling effects become especially important for long-range (e.g. dipolar) interactions, although they may significantly contribute also for contact interactions, provided these are sufficiently strong.

With increasing interaction strength the higher bands become important, which one can easily understand, since the Wannier functions are originally constructed for a periodic, interaction-free, single-particle potential. For sufficiently strong interactions, however, different Bloch bands become coupled. One may be tempted to try and treat the problem by multiband expansions—an approach that is doomed to fail

due to the strongly increased complexity. Moreover, the tunneling between highly-excited, extended Wannier states cannot be restricted to nearby sites only—and the advantage of a tight-binding approximation is, somehow, lost.

For moderate contact interactions, an effective approach is possible, described in detail in Sec. IV. A possible prediagonalization of the on-site many-body Hamiltonian forms a convenient many-body “dressed” basis. After expressing the tunnelings in that basis, one is led to an effective single-band Hamiltonian with population-dependent coefficients, thus obtaining effective three-body, four-body, etc. terms. The importance of these terms has been already verified in Bose-Fermi mixtures as well as in collapse and revival experiments. Clearly, however, for sufficiently strong interactions one expects problems with that approach, and the general solution is not yet known.

For longer-range dipolar interactions, the problems are even more severe. Due to the nature of the dipolar interactions, the integrals (67) increase in value for higher Bloch bands. As soon as the interaction couples to higher bands the multi-orbital approach presented above for contact interactions does not converge. Presently there is no known solution to this problem. One possible way of attacking it is to resign from the Wannier localized basis for higher excited bands, and to work directly with the Bloch functions (Dutta *et al.*, 2014a). Yet there exist another potential problems for realistic polar molecules—namely the high density of ro-vibrational molecular states, which may lead to a formation of long-lived molecular complexes as described in Ref. (Mayle *et al.*, 2013). That effect will lead to a loss of molecules and potentially may limit the density of molecules in an optical lattice.

All of these effects may complicate the treatment of ultra-cold atoms in optical lattices, but they also generate a manifold of novel quantum phenomena not present in the standard Hubbard model. Despite the recent progress, there is still much to be learnt about interacting ultra-cold atoms and molecules in optical lattice potentials. There are a lot of questions arising beyond the standard Hubbard model.

IX. ACKNOWLEDGMENTS

All of us would like to acknowledge long-term collaboration with ICFO. We thank Ravi Chhajlany and Przemek Grzybowski for discussions and critical reading of the manuscript. D.-S. L. thanks Ole Jürgensen and Klaus Sengstock for stimulating discussions. This work has been supported by Polish National Science Centre within project No. DEC-2012/04/A/ST2/00088 (O.D. and J. Z.), DEC- 2011/01/D/ST2/02019 (T.S.) and DEC-2012/04/A/ST2/00090 (M.G.). P.H. and M.L. acknowledge support from EU IP SIQS. P.H. was also supported by SFB FoQuS (FWF Project No. F4006-N16) and ERC synergy grant UQUAM. M.L. acknowledges financial support from Spanish Government Grants TOQATA (FIS2008-01236) and FOQUS, EU STREP EQuaM, and ERC Advanced Grants QUAGATUA

and OSYRIS. D.-S. L. acknowledges funding by the Deutsche Forschungsgemeinschaft (grants SFB 925 and GRK 1355).

X. APPENDIX

A. Multi-orbital dressing of off-site processes

As briefly described in Sec. IV.E and Sec. IV.F, the transformation to a dressed band which incorporates higher orbital contributions allows treating multi-orbital Hamiltonians effectively with single-band methods. In the following, it is shown how a two-site operator, such as the tunneling, can be represented and computed within the dressed-band approach following Refs. (Bissbort *et al.*, 2012; Jürgensen *et al.*, 2012; Lühmann *et al.*, 2012). First, we turn to the representation of operators in the dressed band using the ground state $\Psi(n)$ of the n particle on-site problem (76). Within a single-orbital treatment any tight-binding two-site operator can be decomposed in the form

$$\hat{O}_{\text{SO}} = A \hat{O}_{\text{L}} \hat{O}_{\text{R}}, \quad (157)$$

with an amplitude A and operators O_i consisting of creation/annihilation operators $\hat{b}_i^\dagger / \hat{b}_i$ on the left (L) or right (R) site, e.g. the single-particle tunneling $-\mathcal{J} \hat{b}_{\text{L}}^\dagger \hat{b}_{\text{R}}$. The multi-orbitally dressed band (indicated by a tilde) is constructed with creation and annihilation operators that fulfill the usual relations

$$\begin{aligned} \tilde{b}_i |\Psi(n)\rangle_i &= \sqrt{n} |\Psi(n-1)\rangle_i, \\ \tilde{b}_i^\dagger |\Psi(n)\rangle_i &= \sqrt{n+1} |\Psi(n+1)\rangle_i. \end{aligned} \quad (158)$$

Note that by construction the states $\Psi(n)$ are still orthogonal in respect to the particle number n and therefore the particle number operator in Wannier and dressed basis are equivalent, $\tilde{n}_i = \tilde{b}_i^\dagger \tilde{b}_i = \hat{n}_i$. Formally, by replacing in \hat{O}_{L} and \hat{O}_{R} the operators $\hat{b}_i^\dagger / \hat{b}_i$ with their dressed counterparts $\tilde{b}_i^\dagger / \tilde{b}_i$, the operator

$$\tilde{O} = \tilde{O}_{\text{L}} \tilde{O}_{\text{R}} \tilde{A}_{\tilde{n}_{\text{R}}, \tilde{n}_{\text{L}}} \quad (159)$$

of the dressed band is constructed. Here, the indices of \tilde{A} have operator form, which expresses that \tilde{A} is projected to the respective occupation-number dependent amplitude $\tilde{A}_{\tilde{n}_{\text{R}}, \tilde{n}_{\text{L}}}$ (cf. Eq. (83)).

While the definitions for the interaction-dressed band are given above, the actual problem is to compute the dressed-band amplitudes $\tilde{A}_{\tilde{n}_{\text{L}}, \tilde{n}_{\text{R}}}$ that effectively include all orbital processes. In general, a multi-orbital two-site operator can be decomposed into

$$\hat{O}_{\text{MO}} = \sum_{\{\alpha\}, \{\beta\}} A^{\{\alpha\}, \{\beta\}} \hat{O}_{\text{L}}^{\{\alpha\}} \hat{O}_{\text{R}}^{\{\beta\}}, \quad (160)$$

where the summation is over all possible sets of orbitals $\{\alpha\} = \{\alpha_1, \alpha_2, \dots\}$ and $\{\beta\} = \{\beta_1, \beta_2, \dots\}$, $A^{\{\alpha\}, \{\beta\}}$ is the

amplitude, and $\hat{O}_i^{\{\alpha\}}$ consists of creation and annihilation operators $\hat{b}_i^{\alpha k \dagger}$ and $\hat{b}_i^{\alpha k}$ at site i in the orbital α_k . For the multi-orbital tunneling

$$t_{\text{MO}} = - \sum_{\alpha} t^{\alpha} \hat{b}_{\text{L}}^{\alpha \dagger} \hat{b}_{\text{R}}^{\alpha}, \quad (161)$$

the operators on the left and the right site, $\hat{O}_{\text{L}}^{\alpha} = \hat{b}_{\text{L}}^{\alpha \dagger}$ and $\hat{O}_{\text{R}}^{\beta} = \hat{b}_{\text{R}}^{\beta}$, depend only on a single orbital $\{\alpha\} = \alpha$ and $\{\beta\} = \beta$, with an orbital-conserving amplitude $A^{\alpha, \beta} = -t^{\alpha} \delta_{\alpha, \beta}$. The effective amplitude $\tilde{A}_{n_{\text{R}}, n_{\text{L}}}$ is obtained from the matrix element $\langle \Psi_{\text{F}} | \hat{O}_{\text{MO}} | \Psi_{\text{I}} \rangle$, where $\Psi_{\text{I}}(n_{\text{L}}, n_{\text{R}})$ denotes the initial and $\Psi_{\text{F}} = \Psi(n_{\text{L}}', n_{\text{R}}')$ the final state of the process. The occupation-dependent amplitude includes the summation over all multi-orbital processes. Since the states are product states of the individual lattice sites $|\Psi(n_{\text{L}})\rangle |\Psi(n_{\text{R}})\rangle$, the effective amplitude \tilde{A} decomposes into individual site contributions,

$$\tilde{A}_{n_{\text{R}}, n_{\text{L}}} = \frac{1}{N} \sum_{\{\alpha\}, \{\beta\}} A^{\{\alpha\}, \{\beta\}} \langle \Psi(n_{\text{L}}') | \hat{O}_{\text{L}}^{\{\alpha\}} | \Psi(n_{\text{L}}) \rangle \times \langle \Psi(n_{\text{R}}') | \hat{O}_{\text{R}}^{\{\beta\}} | \Psi(n_{\text{R}}) \rangle. \quad (162)$$

The prefactor $N = \langle \Psi_{\text{F}} | \hat{O}_{\text{L}} \hat{O}_{\text{R}} | \Psi_{\text{I}} \rangle$ is needed for the correct normalization, e.g. $N = \sqrt{n_{\text{L}}(n_{\text{R}} + 1)}$ for the tunneling process. Since $\hat{O}_i^{\{\alpha\}}$ acts on the single-site multi-orbital Wannier basis, $\tilde{A}_{n_{\text{R}}, n_{\text{L}}}$ can be evaluated using the on-site coefficients of the many-particle state (77) discussed in the previous section.

REFERENCES

- Ablowitz, M. J., and J. F. Ladik (1976), *J. Math. Phys.* **17**, 1011.
- Ablowitz, M. J., Z. H. Musslimani, and G. Biondini (2002), *Phys. Rev. E* **65**, 026602.
- Alba, E., X. Fernandez-Gonzalvo, J. Mur-Petit, J. K. Pachos, and J. J. Garcia-Ripoll (2011), *Phys. Rev. Lett.* **107**, 235301.
- Albus, A., F. Illuminati, and J. Eisert (2003), *Phys. Rev. A* **68** (2), 023606.
- Alon, O. E., A. I. Streltsov, and L. S. Cederbaum (2005a), *Phys. Rev. Lett.* **95**, 030405.
- Alon, O. E., A. I. Streltsov, and L. S. Cederbaum (2005b), *Phys. Rev. Lett.* **95**, 030405.
- Amadon, J. C., and J. E. Hirsch (1996), *Phys. Rev. B* **54** (9), 6364.
- Anderlini, M., P. J. Lee, B. L. Brown, J. Sebby-Strabley, W. D. Phillips, and J. V. Porto (2007), *Nature* **448**, 452.
- Ashcroft, N. W., and N. D. Mermin (1976), *Solid State Physics* (Saunders College Publishing).
- Aspuru-Guzik, A., and P. Walther (2012), *Nat. Phys.* **8**, 285.
- Auerbach, A. (1994), *Interacting Electrons and Quantum Magnetism* (Springer, New York).
- Bakr, W. S., P. M. Preiss, M. E. Tai, R. Ma, J. Simon, and M. Greiner (2011), *Nature* **480**, 500.
- Banerjee, D., M. Bögli, M. Dalmonte, E. Rico, P. Stebler, U.-J. Wiese, and P. Zoller (2013), *Phys. Rev. Lett.* **110**, 125303.
- Baranov, M. A. (2008), *Phys. Rep.* **464**, 71.
- Barbiero, L., and L. Salasnich (2014), *Phys. Rev. A* **89**, 063605.
- Batrouni, G. G., F. Hébert, and R. T. Scalettar (2006), *Phys. Rev. Lett.* **97**, 087209.
- Best, T., S. Will, U. Schneider, L. Hackermüller, D. van Oosten, I. Bloch, and D.-S. Lühmann (2009), *Phys. Rev. Lett.* **102** (3), 030408.
- Bissbort, U., F. Deuretzbacher, and W. Hofstetter (2012), *Phys. Rev. A* **86** (2), 023617.
- Blatt, R., and C. F. Roos (2012), *Nat. Phys.* **8**, 277.
- Bloch, I., J. Dalibard, and S. Nascimbène (2012), *Nat. Phys.* **8**, 267.
- Bloch, I., J. Dalibard, and W. Zwerger (2008), *Rev. Mod. Phys.* **80**, 885.
- Bogoliubov, N. (1947), *J. Phys. (Moscow)* **11**, 23.
- Browaeys, A., H. Häffner, C. McKenzie, S. L. Rolston, K. Helmerston, and W. D. Phillips (2005), *Phys. Rev. A* **72**, 053605.
- Büchler, H. P. (2010), *Phys. Rev. Lett.* **104** (9), 090402.
- Büchler, H.-P., A. Micheli, and P. Zoller (2007), *Nature Phys.* **3**, 726.
- Busch, T., B.-G. Englert, K. Rzazewski, and M. Wilkens (1998), *Found. Phys.* **28**, 549.
- Cai, D., A. R. Bishop, and N. Grønbech Jensen (1996), *Phys. Rev. E* **53**, 4131.
- Cai, D., A. R. Bishop, and N. Grønbech Jensen (1997), *Phys. Rev. E* **56**, 7246.
- Campbell, G. K., J. Mun, M. Boyd, P. Medley, A. E. Leanhardt, L. G. Marcassa, D. E. Pritchard, and W. Ketterle (2006), *Science* **313**, 649.
- Cao, L., I. Brouzos, S. Zöllner, and P. Schmelcher (2011), *New J. Phys.* **13** (3), 033032.
- Capogrosso-Sansone, B., C. Trefzger, M. Lewenstein, P. Zoller, and G. Pupillo (2010), *Phys. Rev. Lett.* **104**, 125301.
- Carrasquilla, J., S. R. Manmana, and M. Rigol (2013), *Phys. Rev. A* **87**, 043606.
- Cazalilla, M. A., R. Citro, T. Giamarchi, E. Orignac, and M. Rigol (2011), *Rev. Mod. Phys.* **83**, 1405.
- Cetoli, A., and E. Lundh (2010), *Eur. Phys. Lett.* **90**, 46001.
- Chen, B.-l., X.-b. Huang, S.-p. Kou, and Y. Zhang (2008), *Phys. Rev. A* **78**, 043603.
- Chin, C., R. Grimm, P. Julienne, and E. Tiesinga (2010), *Rev. Mod. Phys.* **82**, 1225.
- Chiofalo, M. L., M. Polini, and M. P. Tosi (2000), *Eur. Phys. J. D* **11**, 371.
- Chu, S. (1998), *Rev. Mod. Phys.* **70**, 685.
- Chung, M.-H. (2013), arXiv:1311.5300v2.
- Cirac, J. I., and P. Zoller (1995), *Phys. Rev. Lett.* **74**, 4091.
- Cirac, J. I., and P. Zoller (2004), *Physics Today* **57**, 38.
- Cirac, J. I., and P. Zoller (2012), *Nat. Phys.* **8**, 264.
- Cohen-Tannoudji, C. (1998), *Rev. Mod. Phys.* **70**, 707.
- Collin, A., J. Larson, and J.-P. Martikainen (2010), *Phys. Rev. A* **81** (2), 023605.
- Corboz, P., G. Evenbly, F. Verstraete, and G. Vidal (2010a), *Phys. Rev. A* **81**, 010303.
- Corboz, P., J. Jordan, and G. Vidal (2010b), *Phys. Rev. B* **82**, 245119.
- Cornell, E. A., and C. E. Wieman (2002), *Rev. Mod. Phys.* **74**, 875.
- Cramer, M. (2011), *Phys. Rev. Lett.* **106**, 215302.
- Cramer, M., S. Ospelkaus, C. Ospelkaus, K. Bongs, K. Sengstock, and J. Eisert (2008), *Phys. Rev. Lett.* **100** (14), 140409.
- Daley, A. J., and J. Simon (2013), ArXiv e-prints arXiv:1311.1783 [cond-mat.quant-gas].
- Daley, A. J., J. M. Taylor, S. Diehl, M. Baranov, and P. Zoller (2009), *Phys. Rev. Lett.* **102**, 040402.
- Dalibard, J., F. Gerbier, G. Juzeliūnas, and P. Öhberg (2011), *Rev. Mod. Phys.* **83**, 1523.
- Dalla Torre, E. G., E. Berg, and E. Altman (2006), *Phys. Rev. Lett.* **97**, 260401.
- Dalmonte, M., M. Di Dio, L. Barbiero, and F. Ortolani (2011), *Phys. Rev. B* **83**, 155110.
- Damski, B., and J. Zakrzewski (2006), *Phys. Rev. A* **74**, 043609.

- Deng, X., and L. Santos (2011), *Phys. Rev. B* **84**, 085138.
- Dmitriev, S. V., P. G. Kevrekidis, B. A. Malomed, and D. J. Frantzeskakis (2003), *Phys. Rev. E* **68**, 056603.
- Doggen, E. V. H., A. Korolyuk, P. Törmä, and J. J. Kinnunen (2014), *Phys. Rev. A* **89**, 053621.
- Dutta, O., A. Eckardt, P. Hauke, B. Malomed, and M. Lewenstein (2011), *New J. Phys.* **13** (2), 023019.
- Dutta, O., M. Lewenstein, and J. Zakrzewski (2014a), *New J. Phys.* **16** (5), 052002.
- Dutta, O., A. Przysieszna, and J. Zakrzewski (2014b), arXiv:1405.2565.
- Eckardt, A., P. Hauke, P. Soltan-Panahi, C. Becker, K. Sengstock, and M. Lewenstein (2010), *Europhys. Lett.* **89**, 10010.
- Eckardt, A., and M. Lewenstein (2010), *Phys. Rev. A* **82**, 011606(R).
- Eckardt, A., C. Weiss, and M. Holthaus (2005), *Phys. Rev. Lett.* **95**, 260404.
- Einstein, A., and W. J. de Haas (1915), *Verh. Deut. Phys. Ges.* **17**, 152.
- Elstner, N., and H. Monien (1999), *Phys. Rev. B* **59**, 12184.
- Essler, F. H. L., H. Frahm, F. Göhmann, A. Klümper, and V. E. Korepin (2005), *The One-Dimensional Hubbard Model* (Cambridge University Press, Cambridge).
- Ferlaino, F., C. D'Errico, G. Roati, M. Zaccanti, M. Inguscio, G. Modugno, and A. Simoni (2006), *Phys. Rev. A* **73** (4), 040702.
- Feynman, R. P. (1986), *Found. Phys.* **16**, 507.
- Fisher, M. E., and W. Selke (1980), *Phys. Rev. Lett.* **44**, 1502.
- Fisher, M. P. A., P. B. Weichman, G. Grinstein, and D. S. Fisher (1989a), *Phys. Rev. B* **40**, 546.
- Fisher, M. P. A., P. B. Weichman, G. Grinstein, and D. S. Fisher (1989b), *Phys. Rev. B* **40** (1), 546.
- Gawryluk, K., K. Bongs, and M. Brewczyk (2011), *Phys. Rev. Lett.* **106** (14), 140403.
- Gawryluk, K., M. Brewczyk, K. Bongs, and M. Gajda (2007), *Phys. Rev. Lett.* **99** (13), 130401.
- Georges, A., G. Kotliar, W. Krauth, and M. J. Rozenberg (2013), *Rev. Mod. Phys.* **340**, 13.
- Gersch, H. A., and G. C. Knollman (1963), *Phys. Rev.* **129**, 959.
- Giorgini, S., L. P. Pitaevskii, and S. Stringari (2008), *Rev. Mod. Phys.* **80**, 1215.
- Goldman, N., G. Juzeliunas, P. Ohberg, and B. Spielman, I. (20213), arXiv:1308.6533.
- Goldman, N., I. Satija, P. Nikolic, A. Bermudez, M. A. Martin-Delgado, M. Lewenstein, and I. B. Spielman (2010), *Phys. Rev. Lett.* **105**, 255302.
- Gomez-Gardeñes, J., B. A. Malomed, L. M. Floria, and A. R. Bishop (2006a), *Phys. Rev. E* **74**, 036607.
- Gomez-Gardeñes, J., B. A. Malomed, F. L. M., and A. R. Bishop (2006b), *Phys. Rev. E* **73**, 036608.
- Goyal, K., I. Reichenbach, and I. Deutsch (2010), *Phys. Rev. A* **82**, 062704.
- Greif, D., T. Uehlinger, G. Jotzu, L. Tarruell, and T. Esslinger (2004), *Science* **68**, 13.
- Greiner, M., O. Mandel, T. Esslinger, T. W. Hänsch, and I. Bloch (2002), *Nature* **415**, 39.
- Gribakin, G. F., and V. V. Flambaum (1993), *Phys. Rev. A* **48**, 546.
- Grimm, R., M. Weidemüller, and Y. B. Ovchinnikov (2000), *Adv. Atom. Molec. Opt. Phys.* **42**, 95.
- Gross, E. P. (1961), *Nuovo Cimento* **20**, 454.
- Grzybowski, P. R., and R. W. Chhajlany (2012), *Phys. Stat. Sol. B* **249**, 2231.
- Gu, S. J., S. S. Deng, Y. Q. Li, and H. Q. Lin (2004), *Phys. Rev. Lett.* **93**, 086402.
- Guinea, F. (1988a), *Physica C* **153-155**, 673.
- Guinea, F. (1988b), *Physica C* **153-155**, 1231.
- Guinea, F., and G. Schön (1988), *Physica B* **152**, 165.
- Günter, K., T. Stöferle, H. Moritz, M. Köhl, and T. Esslinger (2005), *Phys. Rev. Lett.* **95**, 230401.
- Günter, K., T. Stöferle, H. Moritz, M. Köhl, and T. Esslinger (2006), *Phys. Rev. Lett.* **96** (18), 180402.
- Hasan, M. Z., and C. L. Kane (2010), *Rev. Mod. Phys.* **82**, 3045.
- Hauke, P., M. Cucchietti, F. L. Tagliacozzo, I. Deutsch, and M. Lewenstein (2012), *Rep. Prog. Phys.* **75**, 082401.
- Hauke, P., O. Tieleman, A. Celi, C. Ölschläger, J. Simonet, J. Struck, M. Weinberg, P. Windpassinger, K. Sengstock, M. Lewenstein, and A. Eckardt (2012), *Phys. Rev. Lett.* **109**, 145301.
- Hauke, P., E. Zhao, K. Goyal, I. H. Deutsch, W. V. Liu, and M. Lewenstein (2011), *Phys. Rev. A* **84**, 051603(R).
- Hazzard, K. R. A., and E. J. Mueller (2010), *Phys. Rev. A* **81**, 031602.
- Heinze, J., S. Götze, J. S. Krauser, B. Hundt, N. Fläschner, D.-S. Lühmann, C. Becker, and K. Sengstock (2011), *Phys. Rev. Lett.* **107**, 135303.
- Hirsch, J. E. (1984), *Phys. Rev. Lett.* **53**, 2327.
- Hirsch, J. E. (1989), *Physica C* **158**, 326.
- Hirsch, J. E. (1994), *Physica B* **199/200**, 366.
- Ho, T.-L. (1998), *Phys. Rev. Lett.* **81** (4), 742.
- Houck, A. A., H. E. Türeci, and J. Koch (2012), *Nat. Phys.* **8**, 292.
- Huang, B., and S. Wan (2010), *Physics Letters A* **374** (42), 4364 .
- Hubbard, J. (1963), *Proc. R. Soc. Lond. A* **276**, 238.
- Hubbard, J. (1978), *Phys. Rev. B* **17**, 494.
- Imriska, J., M. Iazzi, L. Wang, E. Gull, D. Greif, T. Uehlinger, G. Jotzu, L. Tarruell, T. Esslinger, and M. Troyer (2014), *Phys. Rev. Lett.* **112**, 115301.
- Isacsson, A., and S. M. Girvin (2005), *Phys. Rev. A* **72**, 053604.
- Jaksch, D., H.-J. Briegel, J. I. Cirac, C. W. Gardiner, and P. Zoller (1999), *Phys. Rev. Lett.* **82**, 1975.
- Jaksch, D., C. Bruder, J. I. Cirac, C. W. Gardiner, and P. Zoller (1998), *Phys. Rev. Lett.* **81**, 3108.
- Jaksch, D., and P. Zoller (2005), *Ann. Phys. (N.Y.)* **315**, 52.
- Johnson, P. R., E. Tiesinga, J. V. Porto, and C. J. Williams (2009), *New J. Phys.* **11** (9), 093022.
- Jördens, R., N. Strohmaier, K. Günter, H. Moritz, and T. Esslinger (2008), *Nature* **455**, 204.
- Jürgensen, O., F. Meinert, M. J. Mark, H.-C. Nägerl, and D.-S. Lühmann (2014), in preparation.
- Jürgensen, O., K. Sengstock, and D.-S. Lühmann (2012), *Phys. Rev. A* **86**, 043623.
- Kapitula, T., P. G. Kevrekidis, and B. A. Malomed (2001), *Phys. Rev. E* **63**, 036604.
- Kawaguchi, Y., H. Saito, and M. Ueda (2006), *Phys. Rev. Lett.* **96** (8), 080405.
- Kawaguchi, Y., and M. Ueda (2012), *Phys. Rep.* **520** (5), 253.
- Ketterle, W. (2002), *Rev. Mod. Phys.* **74**, 1131.
- Kevrekidis, P. G. (2003), *Physica D* **183**, 68.
- Kevrekidis, P. G. (2009), *The Discrete Nonlinear Schrödinger Equation: Mathematical Analysis, Numerical Computations, and Physical Perspectives* (Springer: Berlin and Heidelberg).
- Khaliullin, G. (2005), *Prog. Theor. Phys. Suppl.* **160**, 155.
- Kitagawa, T., E. Berg, M. Rudner, and E. Demler (2010), *Phys. Rev. B* **82**, 235114.
- Kivelson, S., W. P. Su, J. R. Schrieffer, and A. J. Heeger (1987), *Phys. Rev. Lett.* **58**, 1899.
- Köhl, M., H. Moritz, T. Stöferle, K. Günter, and T. Esslinger (2005), *Phys. Rev. Lett.* **94**, 080403.
- Kohn, W. (1959), *Phys. Rev.* **115**, 809.
- Kugel, K. I., and D. I. Khomskii (1982), *Sov. Phys. Usp.* **25**, 231.
- Kühner, T. D., and H. Monien (1998), *Phys. Rev. B* **58**, R14741.

- Kühner, T. D., S. R. White, and H. Monien (2000), *Phys. Rev. B* **61** (18), 12474.
- Kuklov, A. B. (2006), *Phys. Rev. Lett.* **97**, 110405.
- Laedke, E. W., K. H. Spatschek, and S. K. Turitsyn (1994), *Phys. Rev. Lett.* **73**, 1055.
- Lahaye, T., C. Menotti, L. Santos, M. Lewenstein, and T. Pfau (2009), *Rep. Prog. Phys.* **72**, 126401.
- Landau, L. D., and E. M. Lifshitz (1987), *Quantum Mechanics* (Pergamon, New York).
- Larson, J., A. Collin, and J.-P. Martikainen (2009), *Phys. Rev. A* **79**, 033603.
- Lee, P. A. (2008), *Rep. Prog. Phys.* **71**, 012501.
- Lee, P. A., N. Nagaosa, and X.-G. Wen (2006), *Rev. Mod. Phys.* **78**, 17.
- Lee, Y.-W., and M.-F. Yang (2010), *Phys. Rev. A* **81**, 061604.
- Lewenstein, M., and W. V. Liu (2011), *Nat. Phys.* **7**, 101.
- Lewenstein, M., A. Sanpera, and V. Ahufinger (2012), *Ultracold Atoms in Optical Lattices: sSimulating Many-Body Quantum Systems* (Oxford University Press).
- Lewenstein, M., A. Sanpera, V. Ahufinger, B. Damski, A. Sen(De), and U. Sen (2007), *Adv. Phys.* **56**, 243.
- Li, J., Y. Yu, A. M. Dudarev, and Q. Niu (2006), *New J. Phys.* **8** (8), 154.
- Li, X., Z. Zhang, and V. W. Liu (2012), *Phys. Rev. Lett.* **108**, 175302.
- Li, X., E. Zhao, and W. V. Liu (2013), *Nat. Comm.* **4**, 1523.
- Liberto, M. D., C. E. Creffield, G. I. Japaridze, and C. M. Smith (2014), *Phys. Rev. A* **89**, 013624.
- Lignier, H., C. Sias, D. Ciampini, Y. Singh, A. Zenesini, O. Morsch, and E. Arimondo (2007), *Phys. Rev. Lett.* **99**, 220403.
- Liu, W. V., and C. Wu (2006), *Phys. Rev. A* **74**, 013607.
- Łącki, M., B. Damski, and J. Zakrzewski (2014), *Phys. Rev. A* **89**, 033625.
- Łącki, M., D. Delande, and J. Zakrzewski (2013), *New J. Phys.* **15**, 013062.
- Łącki, M., and J. Zakrzewski (2013), *Phys. Rev. Lett.* **110**, 065301.
- Lühmann, D.-S., K. Bongs, K. Sengstock, and D. Pfannkuche (2008), *Phys. Rev. Lett.* **101** (5), 050402.
- Lühmann, D.-S., O. Jürgensen, and K. Sengstock (2012), *New J. Phys.* **14** (3), 033021.
- Lutchyn, R. M., S. Tewari, and S. Das Sarma (2009), *Phys. Rev. A* **79** (1), 011606.
- Maik, M., P. Hauke, O. Dutta, M. Lewenstein, and J. Zakrzewski (2013), *New J. Phys.* **15**, 113041.
- Major, J., M. Łącki, and J. Zakrzewski (2014), *Phys. Rev. A* **89**, 043626.
- Malomed, B. A., J. Fujioka, A. Espinosa-Cerón, R. F. Rodríguez, and S. González (2006), *Chaos* **16**, 013112.
- Malomed, B. A., D. J. Kaup, and R. A. Van Gorder (2012a), *Phys. Rev. E* **85**, 026604.
- Malomed, B. A., D. J. Kaup, and R. A. Van Gorder (2012b), *Phys. Rev. E* **85**, 026604.
- Mark, M. J., E. Haller, K. Lauber, J. G. Danzl, A. J. Daley, and H.-C. Nägerl (2011), *Phys. Rev. Lett.* **107**, 175301.
- Mark, M. J., E. Haller, K. Lauber, J. G. Danzl, A. Janisch, H. P. Büchler, A. J. Daley, and H.-C. Nägerl (2012), *Phys. Rev. Lett.* **108**, 215302.
- Martikainen, J.-P. (2011), *Phys. Rev. A* **83**, 013610.
- Marzari, N., A. Mostofi, J. Yates, I. Suza, and D. Vanderbilt (2012), *Rev. Mod. Phys.* **84**, 1419.
- Marzari, N., and D. Vanderbilt (1997), *Phys. Rev. B* **56**, 12847.
- Mathy, C. J. M., D. A. Huse, and R. G. Hulet (2012), *Phys. Rev. A* **86**, 023606.
- Mayle, M., G. Quéméner, B. P. Ruzic, and J. L. Bohn (2013), *Phys. Rev. A* **87**, 012709.
- Mazza, L., M. Rizzi, M. L. M., and C. J. I. (2010), *Phys. Rev. A* **82**, 043689.
- Mazzarella, G., S. M. Giampaolo, and F. Illuminati (2006), *Phys. Rev. A* **73**, 013625.
- Meinert, F., M. J. Mark, E. Kirilov, K. Lauber, P. Weinmann, A. J. Daley, and H.-C. Nägerl (2013), *Phys. Rev. Lett.* **111**, 053003.
- Menotti, C., C. Trefzger, and M. Lewenstein (2007), *Phys. Rev. Lett.* **98**, 235301.
- Mering, A., and M. Fleischhauer (2011), *Phys. Rev. A* **83** (6), 063630.
- Mikelsons, K., and J. K. Freericks (2011), *Phys. Rev. A* **83**, 043609.
- Mishmash, R. V., and L. D. Carr (2009), *Math. Comp. Simul.* **80**, 7322.
- Mishra, T., R. V. Pai, S. Ramanan, M. S. Luthra, and B. P. Das (2009), *Phys. Rev. A* **80**, 043614.
- Miyatake, S., K. Inaba, and S. ichiro Suga (2009), *Physica C* **470**, S916.
- Montvay, I., and G. Münster (1997), *Quantum Fields of a Lattice* (Cambridge University Press, Cambridge).
- Mott, N. F. (1949), *Proc. Phys. Soc. Sect. A* **62**, 416.
- Müller, T., S. Fölling, A. Widera, and I. Bloch (2007), *Phys. Rev. Lett.* **99** (2007), *Phys. Rev. Lett.* **99**, 200405.
- Nasu, K. (1983), *J. Phys. Soc. Jap.* **52**, 3865.
- Ohmi, T., and K. Machida (1998), *J. Phys. Soc. Jpn.* **67**, 1822.
- Ölschläger, M., T. Kock, G. Wirth, A. Ewerbeck, C. Morais Smith, and A. Hemmerich (2013), *New J. Phys.* **15**, 083041.
- Ölschläger, M., G. Wirth, and A. Hemmerich (2011), *Phys. Rev. Lett.* **106**, 015302.
- Ölschläger, M., G. Wirth, T. Kock, and A. Hemmerich (2012), *Phys. Rev. Lett.* **108**, 075302.
- Ospelkaus, C., S. Ospelkaus, L. Humbert, P. Ernst, K. Sengstock, and K. Bongs (2006a), *Phys. Rev. Lett.* **97**, 120402.
- Ospelkaus, S., C. Ospelkaus, O. Wille, M. Succo, P. Ernst, K. Sengstock, and K. Bongs (2006b), *Phys. Rev. Lett.* **96** (18), 180403.
- Oxtoby, O. F., and I. V. Barashenkov (2007), *Phys. Rev. E* **76**, 036603.
- Papacharalampous, I. E., B. A. Kevrekidis, P. G. Malomed, and D. J. Frantzeskakis (2003), *Phys. Rev. E* **68**, 046604.
- Pasquiou, B., G. Bismut, Q. Beaufils, A. Crubellier, E. Maréchal, P. Pedri, L. Vernac, O. Gorceix, and B. Laburthe-Tolra (2010), *Phys. Rev. A* **81** (4), 042716.
- Pasquiou, B., G. Bismut, E. Maréchal, P. Pedri, L. Vernac, O. Gorceix, and B. Laburthe-Tolra (2011), *Phys. Rev. Lett.* **106** (1), 015301.
- de Paz, A., A. Chotia, E. Maréchal, P. Pedri, L. Vernac, O. Gorceix, and B. Laburthe-Tolra (2013a), *Phys. Rev. A* **87**, 051609.
- de Paz, A., A. Sharma, A. Chotia, E. Maréchal, J. H. Huckans, P. Pedri, L. Santos, O. Gorceix, L. Vernac, and B. Laburthe-Tolra (2013b), *Phys. Rev. Lett.* **111**, 185305.
- Pelinovsky, D. E., P. G. Kevrekidis, and D. J. Frantzeskakis (2005), *Physica D* **212**, 1.
- Phillips, W. D. (1998), *Rev. Mod. Phys.* **70**, 721.
- Pietraszewicz, J., T. Sowiński, M. Brewczyk, M. Lewenstein, and M. Gajda (2013), *Phys. Rev. A* **88**, 013608.
- Pietraszewicz, J., T. Sowiński, M. Brewczyk, J. Zakrzewski, M. Lewenstein, and M. Gajda (2012), *Phys. Rev. A* **85** (5), 053638.
- Pilati, S., and M. Troyer (2012), *Phys. Rev. Lett.* **108** (15), 155301.
- Pitaevskii, L., and S. Stringari (2003), *Bose-Einstein condensation* (Clarendon Press, Oxford).
- Pitaevskii, L. P. (1961), *Sov. Phys. JETP* **13**, 451.
- Pollet, L., C. Kollath, U. Schollwock, and M. Troyer (2008), *Phys. Rev. A* **77** (2), 023608.
- Radzihiovsky, L., and D. E. Sheehy (2010), *Rep. Prog. Phys.* **73**,

- 076501.
- Raghu, S., X. L. Qi, C. Honerkamp, and S. C. Zhang (2008), *Phys. Rev. Lett.* **100**, 156401.
- Rapp, A., X. Deng, and L. Santos (2012), *Phys. Rev. Lett.* **109**, 203005.
- Rapp, A., W. Hofstetter, and G. Zaránd (2008), *Phys. Rev. B* **77**, 144520.
- Rapp, A., G. Zaránd, C. Honerkamp, and W. Hofstetter (2007), *Phys. Rev. Lett.* **98**, 160405.
- Rasmussen, K. O., D. Cai, A. R. Bishop, and N. Grønbech Jensen (1997), *Phys. Rev. E* **55**, 6161.
- Regal, C. A., C. Ticknor, J. L. Bohn, and D. S. Jin (2003), *Phys. Rev. Lett.* **90**, 053201.
- Robaszkiewicz, S., M. R., and C. K. A. (1981), *Phys. Rev. B* **23**, 1447.
- Rossini, D., and R. Fazio (2012), *New J. Phys.* **14** (6), 065012.
- Sachdev, S. (1999), *Quantum Phase Transitions* (Cambridge University Press, Cambridge).
- Safavi-Naini, A., J. von Stecher, B. Capogrosso-Sansone, and S. T. Rittenhouse (2012), *Phys. Rev. Lett.* **109**, 135302.
- Sakmann, K., A. I. Streltsov, O. E. Alon, and L. S. Cederbaum (2009), *Phys. Rev. Lett.* **103**, 220601.
- Sakmann, K., A. I. Streltsov, O. E. Alon, and L. S. Cederbaum (2010), *Phys. Rev. A* **82**, 013620.
- Sakmann, K., A. I. Streltsov, O. E. Alon, and L. S. Cederbaum (2011), *New J. Phys.* **13**, 043003.
- Salerno, M. (1992), *Phys. Lett. A* **162**, 381.
- Santos, L., and T. Pfau (2006), *Physical Review Letters* **96** (19), 1.
- Schaff, J.-F., Z. Akdeniz, and P. Vignolo (2010), *Phys. Rev. A* **81**, 041604.
- Schmidt, K. P., J. Dorier, and A. M. Läuchli (2008), *Phys. Rev. Lett.* **101**, 150405.
- Schneider, U., L. Hackermüller, S. Will, T. Best, I. Bloch, T. A. Costi, R. W. Helmes, D. Rasch, and A. Rosch (2008), *Science* **322**, 1520.
- Schunck, C. H., M. W. Zwierlein, C. A. Stan, S. M. F. Raupach, W. Ketterle, A. Simoni, E. Tiesinga, C. J. Williams, and P. S. Julienne (2005), *Phys. Rev. A* **71**, 045601.
- Sengupta, P., L. P. Pryadko, F. Alet, M. Troyer, and G. Schmid (2005), *Phys. Rev. Lett.* **94**, 207202.
- Si, Q. M., S. Rabello, K. Ingersent, and J. L. Smith (2001), *Nature* **418**, 804.
- Silva-Valencia, J., and A. M. C. Souza (2011), *Phys. Rev. A* **84**, 065601.
- Silva-Valencia, J., and A. M. C. Souza (2012), *Eur. Phys. J. B* **85**, 161.
- Singh, M., A. Dhar, T. Mishra, R. V. Pai, and B. P. Das (2012), *Phys. Rev. A* **85**, 051604.
- Soltan-Panahi, P., D.-S. Lühmann, J. Struck, P. Windpassinger, and K. Sengstock (2012), *Nat. Phys.* **8**, 71.
- Sowiński, T. (2012), *Phys. Rev. Lett.* **108**, 165301.
- Sowiński, T. (2012), *Phys. Rev. A* **85**, 065601.
- Sowiński, T. (2014), *Cent. Eur. J. Phys.* **12**, 473.
- Sowiński, T., and R. W. Chhajlany (2014), *Physica Scripta* **2014** (T160), 014038.
- Sowiński, T., R. W. Chhajlany, O. Dutta, L. Tagliacozzo, and M. Lewenstein (2013), arXiv: 1304.4835.
- Sowiński, T., O. Dutta, P. Hauke, L. Tagliacozzo, and M. Lewenstein (2012), *Phys. Rev. Lett.* **108**, 115301.
- Sowiński, T., M. Łącki, O. Dutta, J. Pietraszewicz, P. Sierant, M. Gajda, J. Zakrzewski, and M. Lewenstein (2013), *Phys. Rev. Lett.* **111**, 215302.
- Strack, R., and D. Vollhardt (1993), *Phys. Rev. Lett.* **70** (17), 2637.
- Straeter, C., and A. Eckardt (2014), arXiv:1407.0721.
- Struck, J., C. Ölschläger, R. Le Targat, P. Soltan-Panahi, A. Eckardt, M. Lewenstein, P. Windpassinger, and K. Sengstock (2011), *Science* **333**, 996.
- Struck, J., J. Simonet, and K. Sengstock (2014), *Phys. Rev. A* **90**, 031601.
- Sun, K., W. V. Liu, A. Hemmerich, and S. D. Sarma (2012), *Nat. Phys.* **8**, 67.
- Świsłocki, T., T. Sowiński, M. Brewczyk, and M. Gajda (2011a), *Phys. Rev. A* **84** (2), 023625.
- Świsłocki, T., T. Sowiński, J. Pietraszewicz, M. Brewczyk, M. Lewenstein, J. Zakrzewski, and M. Gajda (2011b), *Phys. Rev. A* **83** (6), 063617.
- Tagliacozzo, L., A. Celi, P. Orland, M. W. Mitchell, and M. Lewenstein (2013a), *Nat. Comm.* **4**, 2615.
- Tagliacozzo, L., A. Celi, A. Zamora, and M. Lewenstein (2013b), *Ann. Phys.* **330**, 160.
- Thalhammer, G., M. Theis, K. Winkler, R. Grimm, and J. H. Denschlag (2005), *Phys. Rev. A* **71**, 033403.
- Theis, M., G. Thalhammer, K. Winkler, M. Hellwig, G. Ruff, R. Grimm, and J. H. Denschlag (2004), *Phys. Rev. Lett.* **93**, 123001.
- Tokura, Y., and N. Nagaosa (2000), *Science* **288**, 462.
- Tóth, T. A., A. M. Läuchli, F. Mila, and K. Penc (2010), *Phys. Rev. Lett.* **105**, 265301.
- Trefzger, C., C. Menotti, B. Capogrosso-Sansone, and M. Lewenstein (2011), *J. Phys. B* **44**, 193001.
- Trombettoni, A., and A. Smerzi (2001), *Phys. Rev. Lett.* **86**, 2353.
- Trombettoni, A., and A. Smerzi (2003), *Phys. Rev. A* **68**, 023613.
- Trotzky, S., Y.-A. Chen, A. Flesch, I. McCulloch, U. Schollwöck, J. Eisert, and B. I. (2012), *Nat. Phys.* **8**, 325.
- Troyer, M., and U.-J. Wiese (2005), *Phys. Rev. Lett.* **94**, 170201.
- Uehlinger, T., G. Jotzu, M. Messer, D. Greif, W. Hofstetter, U. Bissbort, and T. Esslinger (2013), *Phys. Rev. Lett.* **111**, 185307.
- van Oosten, D., P. van der Straten, and H. T. C. Stoof (2001), *Phys. Rev. A* **63** (5), 053601.
- Vignolo, P., Z. Akdeniz, and M. P. Tosi (2003), *J. Phys. B* **36**, 4535.
- Voigt, A., M. Taglieber, L. Costa, T. Aoki, W. Wieser, T. W. Hänsch, and K. Dieckmann (2009), *Phys. Rev. Lett.* **102**, 020405.
- Wall, M. L., and L. D. Carr (2013), *New J. Phys.* **15**, 123005.
- Wiese, U.-J. (2013), *Annalen der Physik* **525**, 777.
- Will, S., T. Best, U. Schneider, L. Hackermüller, D.-S. Lühmann, and I. Bloch (2010), *Nature (London)* **465**, 197.
- Windpassinger, P., and K. Sengstock (2013), *Rep. Prog. Phys.* **76**, 086401.
- Wirth, G., M. Ölschläger, and A. Hemmerich (2010), *Nat. Phys.* **7**, 147.
- Wu, C. (2008), *Phys. Rev. Lett.* **100**, 200406.
- Wu, C., D. Bergman, L. Balents, and S. Das Sarma (2007), *Phys. Rev. Lett.* **99**, 070401.
- Xiong, B., and U. R. Fischer (2013), *Phys. Rev. A* **88**, 063608.
- Zhang, J., E. G. M. van Kempen, T. Bourdel, L. Khaykovich, J. Cubizolles, F. Chevy, M. Teichmann, L. Tarruell, S. J. J. M. F. Kokkellmans, and C. Salomon (2004), *Phys. Rev. A* **70**, 030702(R).
- Zhao, E., and W. Liu (2008), *Phys. Rev. Lett.* **100**, 160403.
- Zhou, K., Z. Liang, and Z. Zhang (2010), *Phys. Rev. A* **82**, 013634.
- Zohar, E., J. I. Cirac, and B. Reznik (2013), *Phys. Rev. Lett.* **110**, 125304.
- Zöllner, S., H.-D. Meyer, and P. Schmelcher (2008), *Phys. Rev. Lett.* **100**, 040401.
- Zurek, W. H. (2003), *Rev. Mod. Phys.* **75**, 715.
- Zwinger, W. (2003), *J. Opt. B* **5**, S9.